



**Special
Olympics**
Iowa

COACHES' GUIDE

Special Olympics Iowa
551 SE Dovetail Rd., PO Box 620
Grimes, IA 50111-0620
Tel (515) 986-5520
Fax (515) 259-6013

<http://www.soiowa.org/>
Physicals - physicals@soiowa.org
Class A - classa@soiowa.org
Registrations - registrations@soiowa.org
Coach Trainings - coachtrainings@soiowa.org

TABLE OF CONTENTS

SECTION 1

INTRODUCTION TO SPECIAL OLYMPICS 5-8

Athlete Oath
Mission Statement
Goal of Special Olympics
Inclusion Week
Special Olympics, Inc.
Role of Accredited Programs
Language Guidelines
Area Boundaries and Map

SECTION 2

ATHLETE INFORMATION 9-16

Athlete Eligibility for Special Olympics
Registration of Athletes
Participation of Athletes with Criminal Records
Sex Offender Registry
Special Olympics Iowa Release & Medical Forms
Atlantoaxial Instability Information
Athlete Code of Conduct - Disciplinary Steps
Honest Effort/Twenty Percent Rule
Athlete Special Privilege Form

SECTION 3

VOLUNTEER INFORMATION 17-20

Volunteer Screening and Requirements
Class A Process & Security
Coach Code of Conduct

SECTION 4

COACH INFORMATION 21-30

Coach Education Program
Establishing a Local Delegation Program
Delegation Manager Form
Concussion Awareness and Safety Recognition
First Aid/Emergency Medical Plan
Coach Responsibilities at Competitions, Games
& Tournaments

SECTION 5

FUNDRAISING, POLICIES & PROCEDURES 31-35

Delegation Funding, Fundraising and Grants
Scholarship Fund Guidelines
Scholarship Application Form
Centralized Accounting Operating Guidelines
Centralized Account Inactivity
Special Olympics Accident Insurance Coverage
Certificate of Insurance
Delegation Area Realignment
Logo Guidelines
Uniforms and Banners
15-Passenger Van Transportation Notice
Polar Plunge Revenue Sharing Guidelines

SECTION 6

SPECIAL PROGRAMS 37-42

Athlete Leadership Programs
Challenge Days
Healthy Athletes® Program
Unified Champion Schools
Unified Sports®
Young Athlete Play Day

SECTION 7

COMPETITIONS, GAMES & TOURNAMENTS 42-49

Delegation Manager Responsibilities at Competitions,
Games & Tournaments
General Practice and Rules
Use of the Metric System
Weather Guidelines
Local Participation
Area Competitions
Regional Competitions
State Competitions
Advanced Competition
Divisioning Guidelines

SECTION 8

SPORT SPECIFIC INFORMATION

50-139

Alpine Skiing

Track & Field

Basketball Skills & Team 3 v 3, 5 v 5

Bocce Skills & Bocce Singles & Team

Bowling

Cheerleading - Cheer & Dance

Cross Country Skiing

Cycling

Equestrian

Flag Football & Flag Football Skills

Golf

Gymnastics - Artistic

Gymnastics - Rhythmic - Ball, Hoop, Ribbon

Pickleball

Powerlifting

Snowshoeing

Soccer Skills & Team Soccer

Softball Skills & Team Softball

Swimming

Tennis Skills & Tennis Singles & Doubles

Volleyball

SECTION 9

GENERAL FORMS

140-155

Accident/Incident Form

Athlete Code of Conduct Form

Athlete Code of Conduct Incident Report

Athlete Special Privilege Form

Coach Code of Conduct Form

Coach Code of Conduct Incident Report

Delegation Manager Form

Polar Plunge Revenue Sharing Guidelines

Polar Plunge Revenue Sharing Application

Protest Form

Scholarship Application Form

GLOSSARY

156



***Special
Olympics***
Iowa



SECTION 1

INTRODUCTION

TO

SPECIAL OLYMPICS

SPECIAL OLYMPICS ATHLETE OATH

“Let me win. But if I cannot win, let me be brave in the attempt.”

MISSION STATEMENT

The mission of Special Olympics is to provide year-round sports training and athletic competitions in a variety of Olympic-type sports for children and adults with intellectual disability by giving them continuing opportunities to develop physical fitness, demonstrate courage, experience joy, and participate in a sharing of gifts, skills and friendships with their families, other Special Olympics athletes, and the community.

GOAL OF SPECIAL OLYMPICS

The ultimate goal of Special Olympics is to help persons with intellectual disabilities participate as productive and respected members of society at large, by offering them a fair opportunity to develop and demonstrate their skills and talents through sports training and competition, and by increasing the public's awareness of their capabilities and needs. The Founding Principles support this goal by emphasizing that people with intellectual disabilities can enjoy, learn and benefit from participation in individual and team sports, underpinned by consistent training and by competition opportunities for all levels of ability. According to the Principles, Special Olympics must transcend all boundaries of race, gender, religion, national origin, geography, and political philosophy. They also state that every person with an intellectual disability should have the opportunity to participate and be challenged to achieve their full potential, with the focus at community level, to reach the greatest number of athletes, strengthen their families and create an environment of equality, respect and acceptance.

INCLUSION WEEK

This week is dedicated to educating and raising awareness for inclusion and of the positive impact individuals with intellectual disabilities have in our communities. Unified Champion Schools across Iowa will engage their entire student body by hosting programs in their schools throughout the week.

SPECIAL OLYMPICS, INC.

Special Olympics, Inc. has the right and the responsibility to ensure that all sports training and competition offered to persons with intellectual disability under the name or auspices of “Special Olympics” are organized, financed, and conducted in accordance with uniform international standards, and in a manner that preserves the quality and reputation of Special Olympics and best serves the interests of persons with intellectual disability worldwide. To that end, SOI has the authority to interpret, issue and periodically amend or update the General Rules and the other Uniform Standards as well as other written policies on matters covering the entire scope of the Special Olympics Movement including, to the extent necessary in SOI's judgment, authority on all matters affecting the organization accreditation, financing, and conduct of Accredited Programs and other Special Olympics Programs rests with SOI as the creator, developer, and world governing body for Special Olympics.

ROLE OF ACCREDITED PROGRAMS

SOI licenses and accredits qualified accredited programs throughout the world to operate Special Olympics training and competition programs within their respective geographic boundaries. To the extent permitted by the General Rules, Accredited Programs may, in turn, directly operate or license and accredit other qualified organizations to operate local sub-programs within their respective geographical jurisdictions.

LANGUAGE GUIDELINES

Words matter. Words can open doors to cultivate the understanding and respect that enable people with disabilities to lead fuller, more independent lives. Words can also create barriers or stereotypes that are not only demeaning to people with disabilities, but also rob them of their individuality. The following language guidelines have been developed by experts for use by anyone writing or speaking about people with intellectual disabilities to ensure that all people are portrayed with individuality and dignity.

Appropriate Terminology

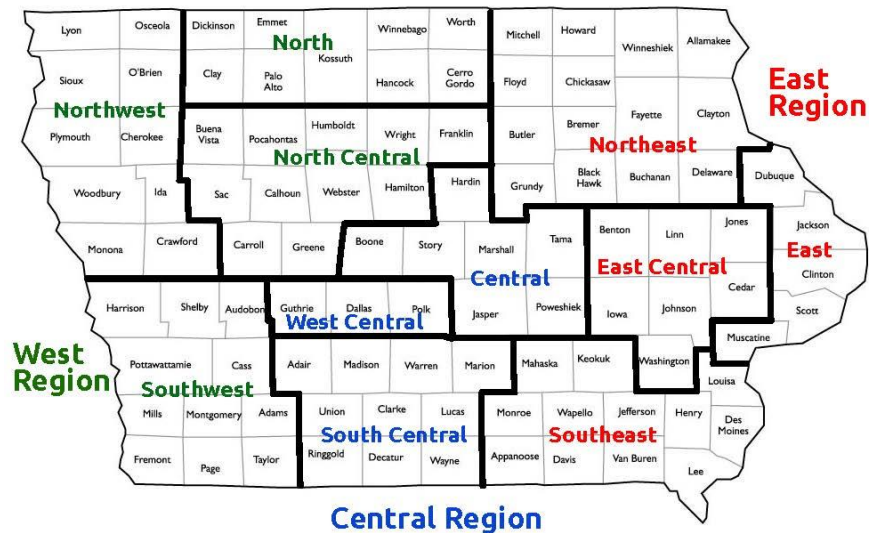
- Refer to participants in Special Olympics as Special Olympics athletes rather than Special Olympians or Special Olympic athletes
- Refer to individuals as persons or people with intellectual disabilities rather than intellectually disabled people or the intellectually disabled
- Refer to individuals as a person has intellectual disabilities rather than is suffering from, is afflicted with, or is a victim of mental retardation/intellectual disabilities
- Distinguish between adults and children with intellectual disabilities. Use adults or children, or older or younger athletes
- A person uses a wheelchair rather than is confined or restricted to a wheelchair
- "Down syndrome" has replaced "Down's Syndrome" and mongoloid
- Refer to participants in Special Olympics as athletes. In no case should the word athletes appear in quotation marks
- When writing, refer to persons with a disability in the same style as persons without a disability: full name on first reference and last name on subsequent references
- Do not refer to an individual with intellectual disabilities as "Bill" rather use the journalistically correct "Bill Smith" or "Smith"
- A person has a physical disability rather than crippled
- Use the words "Special Olympics" when referring to the worldwide Special Olympics movement

Terminology to Avoid

- Do not use the label "kids" when referring to Special Olympics athletes. Adult athletes are an integral part of the movement
- Do not use the word "the" in front of Special Olympics unless describing a specific Special Olympics event or official
- Do not use the adjective "unfortunate" when talking about persons with an intellectual disability. Disabling conditions do not have to be life-defining in a negative way
- Do not sensationalize the accomplishments of persons with disabilities. While these accomplishments should be recognized and applauded, people in the disability rights movement have tried to make the public aware of the negative impact of referring to the achievements of people with physical or intellectual disabilities with excessive hyperbole
- Use the word "special" with extreme care when talking about persons with intellectual disabilities. The term, if used excessively in references to Special Olympics athletes and activities, can become a cliché

SPECIAL OLYMPICS IOWA AREA MAP

Special Olympics Iowa Area Map



Adams	SW	Davis	SE	Jefferson	SE	Pocahontas	NC
Adair	SC	Decatur	SC	Johnson	EC	Polk	WC
Allamakee	NE	Delaware	NE	Jones	EC	Pottawattamie	SW
Appanoose	SE	Des Moines	SE	Keokuk	SE	Poweshiek	C
Audubon	SW	Dickinson	N	Kossuth	N	Ringgold	SC
Benton	EC	Dubuque	E	Lee	SE	Sac	NC
Black Hawk	NE	Emmett	N	Linn	EC	Scott	E
Boone	C	Fayette	NE	Louisa	SE	Shelby	SW
Bremer	NE	Floyd	NE	Lucas	SC	Sioux	NW
Buchanan	NE	Franklin	NC	Lyon	NW	Story	C
Buena Vista	NC	Fremont	SW	Madison	SC	Tama	C
Butler	NE	Greene	NC	Mahaska	SE	Taylor	SW
Calhoun	NC	Grundy	NE	Marion	SC	Union	SC
Carroll	NC	Guthrie	WC	Marshall	C	Van Buren	SE
Cass	SW	Hamilton	NC	Mills	SW	Wapello	SE
Cedar	EC	Hancock	N	Mitchell	NE	Warren	SC
Cerro Gordo	N	Harrison	SW	Monroe	SE	Washington	EC
Cherokee	NW	Hardin	C	Monona	NW	Wayne	SC
Chickasaw	NE	Henry	SE	Montgomery	SW	Webster	NC
Clarke	SC	Howard	NE	Muscatine	E	Winnebago	N
Clay	N	Humboldt	NC	O'Brien	NW	Winneshiek	NE
Clayton	NE	Ida	NW	Osceola	NW	Woodbury	NW
Clinton	E	Iowa	EC	Page	SW	Worth	N
Crawford	NW	Jackson	E	Palo Alto	N	Wright	N
Dallas	WC	Jasper	C	Plymouth	NW		

Regional Coordinators – each region includes the following areas:

- **West – Northwest, Southwest**
- **North – North, North Central, Northeast**
- **East – East, East Central, Central**
- **Central - West Central**
- **South – South Central, Southeast**



SECTION 2

ATHLETE

INFORMATION

ATHLETE ELIGIBILITY FOR SPECIAL OLYMPICS

Under the “Eligibility” section of the Official Special Olympics Sport Rules, it states that people are eligible for Special Olympics provided they meet the following criteria:

- People age eight and above who are considered to have intellectual disability* as determined by their localities
- People with closely related developmental disabilities** such as those who have functional limitations, both in general learning and in adaptive skills (such as recreation, work, independent living, self-direction, or self-care)

Note: People with functional limitations based solely on a physical, behavioral, emotional, specific learning disability, or sensory disability are not eligible.

*Any person eight years of age or older who is identified as having intellectual disability by an agency or a professional in any given local area is considered eligible for Special Olympics. Other terms that may be used synonymously with intellectual disability include: cognitive disabilities, mental handicaps, or mentally challenged.

**When the term “intellectual disability” or other similar description is not used to identify the person in a local area, eligibility should be determined by whether or not the person has functional limitations in both general learning and adaptive skills. “Developmental disability” is the term most often used to describe persons with both limitations. Other terms that may be used synonymously with developmental disabilities are developmental handicap, developmentally delayed, or severe disabilities.

General learning limitations refer to substantial deficits in conceptual, practical, and social intelligence that will result in performance problems in academic learning and/or general life functions. Learning limitations may be assessed by standardized tests or through criterion-referenced measures (such as teacher/parent observations or actual performance samples).

Adaptive skills limitations refers to on-going performance deficits in skill areas considered essential to successful life functioning. These adaptive skills areas include: communication, self-care, home-living, social skills, community use, self-direction, health and safety, functional academics, recreation/leisure, and work. Adaptive skills limitations may be measured by standardized tests (such as adaptive behavior scales or checklists) or through criterion-referenced measures (such as teacher/parent observations or actual performance samples).

If a person is identified as having a developmental disability with functional limitations in both general learning and adaptive skills, it must still be determined by an agency or professional whether or not the functional limitations are solely due to intellectual disability or a closely related developmental disability. If the functional limitations are solely due to physical disabilities, emotional disturbance, behavior disorders, specific learning disabilities, visual impairments, or sensory disabilities, this person is not eligible for Special Olympics.

REGISTRATION OF ATHLETES

An individual with an intellectual disability who meets the eligibility requirements may register as a SOIA athlete by submitting a Special Olympic Iowa Athlete Registration Form found [here](#) or on our website soiowa.org under Participation Forms. **All athletes must have a completed athlete registration form submitted to the State Office prior to training and competition.**

PARTICIPATION OF ATHLETES WITH CRIMINAL RECORDS OR A HISTORY OF VIOLENT OR ABUSIVE BEHAVIOR

Principles

Special Olympics Iowa is an athlete-centered movement that welcomes athletes of all abilities with intellectual disabilities to participate in sports training and competition. Special Olympics Iowa is inclusive for all persons with intellectual disability over the age of eight.

The health and safety of all Special Olympics Iowa participants is of paramount importance to Special Olympics Iowa. Participants should feel that every Special Olympics Iowa event is a safe and positive experience and should not be fearful of other athletes, coaches, or volunteers.

Because of our inclusive philosophy, the issue of how to treat athletes who have been convicted of violent crimes or who engage in violent, abusive or disruptive behavior, or sexual abuse is particularly sensitive.

Special Olympics Iowa must balance the principle of inclusiveness and of providing a safe environment for all athletes, volunteers, and staff members.

It is incompatible with Special Olympics Iowa principles to exclude athletes from participation based solely on a criminal conviction or a sexual abuse incident. Special Olympics Iowa accepts individuals with intellectual disabilities as they are. Special Olympics Iowa needs to understand their intellectual disability, should applaud and nurture their abilities, and must evaluate each athlete with a criminal record or a behavioral problem individually. Hard and fast rules would unfairly deny many potential Special Olympics athletes an opportunity to compete, to be accepted, and to feel joy.

Policy

Special Olympics Iowa has established a policy on dealing with athletes with violent criminal records or with a history of violent, abusive or disruptive behavior, or sexual abuse. Special Olympics Iowa will take into account several factors when determining the severity of an incident and what, if any, action needs to be taken. The criteria established by Special Olympics Iowa must be applied on a case-by-case basis. The criteria should include the following:

1. **Type of offense/incident.** Violent behavior that damages property, while not to be ignored, should not be accorded the level of seriousness as behavior that injures or is intended to injure a person, such as a physical assault or sexual assault.
2. **When the offense/incident occurred.** A recent offense/incident is of greater concern than one that took place many years ago (assuming no further incidents). Special Olympics Iowa should recognize that an individual can change and merit re-evaluation.
3. **Number of offenses.** Has the athlete committed multiple offenses/incidences of a similar nature, or are there a few isolated incidences?
4. **Athlete Capacity.** Is the athlete higher or lower functioning? Making this determination, if possible, can help Special Olympics Iowa to determine if the athlete understood his/her conduct at the time of the offense/incident – Special Olympics Iowa has a higher obligation to make reasonable accommodations for lower functioning athletes.
5. **Medication.** Was medication a cause of the behavior, either through its omission or its effect on the athlete? Adjustment in medications or protocols could reduce the risk or potential for adverse behaviors.

Options

Establishing a policy that addresses athletes with violent criminal records or with a history of violent, abusive or disruptive behavior, or sexual abuse, Special Olympics Iowa has developed multiple options that it can use according to the results of the above evaluation. The following list demonstrates several possibilities, in no particular order. Depending on the facts, Special Olympics Iowa may immediately move to suspend an athlete or take other action that Special Olympics Iowa deems necessary to protect all of its athletes, volunteers and staff.

1. **Special Olympics Iowa will allow the athlete to participate on a probationary basis.** This gives Special Olympics Iowa, the athlete, coach, facility, and the family/guardian a chance to review conduct on a systematic basis and to make any changes that the program deems necessary. The athlete, coach, facility, and the family/guardian should be informed from the outset that participation is conditional upon continued satisfactory behavior, what the probationary period is, and the system review.
2. **Special Olympics Iowa will ensure there is a one-on-one volunteer chaperone with the athlete.** In the case of a nonviolent athlete, Special Olympics Iowa may require that there is a one-on-one volunteer to chaperone an athlete with a history of sexual abuse. The athlete is required to have a volunteer provided by their delegation.
3. **Special Olympics Iowa requires the athlete to attend counseling or anger management courses.** Athletes exhibiting certain types of behavior may respond well to counseling services including anger management, stress reduction, or psychotherapy. Special Olympics Iowa cannot provide these services; however, Special Olympics Iowa can require that athletes attend such meeting or session as a condition of participation. This option may be combined with other options and should be monitored to ensure compliance/progress.
4. **Special Olympics Iowa has the right to prohibit athletes with histories of sexual abuse or violent behavior from overnight trips.** This option is less desirable than assigning a one-on-one volunteer to an athlete who has previously engaged in inappropriate sexual behavior or violent behavior, but would be appropriate when the risk to others cannot be sufficiently eliminated by a chaperone.
5. **Sex Offender Registry.** Any Special Olympics athlete whose name appears on the Sex Offender Registry will be barred from competition in Special Olympics Iowa.
6. **Special Olympics Iowa can restrict the sports in which an athlete may compete.** Some sports, such as flag football and basketball, involve physical contact and emotion that can agitate an athlete to the point that he/she has a violent reaction. One option is to steer the athlete into sports such as track and field or swimming with a lower likelihood of physical contact.
7. **Special Olympics Iowa may suspend the athlete temporarily.** A temporary suspension for a defined period of time may be the best solution depending on the seriousness of the behavior, in which case Special Olympics Iowa should make clear to the athlete, coach, facility, and family/guardian what steps must be taken for reinstatement, including when the review will take place, by whom, and what factors will be considered.
8. **Special Olympics Iowa may expel the athlete from or deny participation in Special Olympics.** This is the last and least desirable option, as it is the harshest for the athlete and is the most likely to lead to litigation. Thus, expulsion or denial of participation must be subject to due process safeguards, including a hearing and right to appeal, in order to protect the athlete and Special Olympics Iowa.

Liability

Special Olympics Iowa is concerned about potential liability if it permits a person, known to have a criminal record or history of violent, abusive or disruptive behavior, or sexual abuse, to participate as an athlete. Conversely, Special Olympics Iowa may be concerned about liability if it denies such a person the opportunity to participate. If Special Olympics Iowa undertakes the above analysis, applying the guidelines and documenting the steps consistently for all athletes, Special Olympics Iowa will reduce its potential liability for whatever action Special Olympics Iowa takes.

If Special Olympics Iowa thoroughly reviews the situation, determines that the athlete can participate and implements one of the options outlined above, then Special Olympics Iowa can demonstrate that it has taken appropriate and reasonable precautions to protect the health, safety, and rights of all who participate in Special Olympics.

Conversely, Special Olympics Iowa is not obligated by law to permit a potential athlete with a criminal record or a history of violent, abusive or disruptive behavior, or sexual abuse to participate. If Special Olympics Iowa conducts the type of review suggested above and concludes that the athlete should not participate, Special Olympics Iowa will be acting prudently within its rights as a Special Olympics Program. While an athlete, his/her coach, or facility or family/guardian may be unhappy with the decision, or may threaten legal action, Special Olympics Iowa should have a strong defense for its decision.

Administration of the Policy

A committee will be appointed by the State Office of Special Olympics Iowa to review and direct these policies.

SEX OFFENDER REGISTRY

All Special Olympics Iowa Athlete Registration Form will trigger a sex offender check on the name of the submitting individual to make certain they do not appear on this list.

Any Special Olympics athlete whose name appears on the Sex Offender Registry is barred from participation or attendance at any SOIA sponsored event. If your delegation has athletes who fall under such criteria, you must prohibit them from participation in any practices and/or Special Olympics sanctioned events or opportunities.

If the athlete was listed on the Sex Offender Public Registry but has since been removed, contact the Special Olympics Iowa office for instructions before submitting the Special Olympics Iowa Release & Medical Form.

SPECIAL OLYMPICS IOWA Athlete Registration Form –

Instructions for completing the Special Olympics Iowa Athlete Registration Form

- Detailed instructions and guidance regarding these forms can be found [here](#)

Starting in the fall of 2024 Special Olympics has made significant changes to the athlete registration process, the intent of these changes is to make the registration process easier for athletes and families by removing the barrier of getting a physical examination prior to participation. An Athlete Registration Form is still required for an athlete to participate in area, regional and state level events in the state of Iowa and will need to be renewed every 3 years. Any athletes who have Athlete Information Forms or Medical Forms that are currently up to date in our system will not have to submit the new forms until those have expired. Special Olympics encourages all athletes to have yearly physical examinations by a licensed provider to detect or prevent new healthy issues and manage existing ones.

Registration Form

This form is required for all athletes and asks for contact information and health history. To be

completed by the athlete or parent/guardian/caregiver.

Waivers, Releases and Policies Form:

This form is the second part of the registration form that goes over risks, use of likenesses, emergency medical care, consent for health program participation, personal information, and other important details about Special Olympics participation. Waivers, releases, and policies help create a safe and supportive environment, ensuring everyone's health, safety and dignity are respected.

Athlete Registration Renewal Form: This form is required if an athlete has a change in contact information or health history prior to the 3-year expiration of the registration form. The purpose of the Athlete Registration Renewal Form is to update and capture any changes in an athlete's health or medication. This ensures that the most current information is on file, help coaches and medical personnel provide appropriate care and support, and ensuring the safety and well-being of the athlete during participation.

Medical Forms

Will only be required for USA Games, National Regional and World Games events and is designed to identify health concerns and clear an athlete to participate.

After Completing the Athlete Registration Form

Scan a copy of all Athlete Registration Form and email to physicals@soiowa.org.

To help eliminate confusion and errors please only send one athlete Release & Medical Form per email. An automatic reply will be sent once we have received the email, however this does not mean that the physical has been processed. Please allow up to two weeks for all forms to be processed. If there are any questions and/or errors regarding the forms submitted, additional follow-up will occur.

If you are unable to scan and email, make a copy of the Special Olympics Iowa Athlete Registration Form and send it to Special Olympics Iowa, PO Box 620, Grimes, Iowa, 50111. If the copy is not legible, we may ask for the original copy. Once the form is received, the State Office will then begin to process it.

SOIA requires that all Special Olympics Iowa Athlete Registration Form be presented prior to or at the time of the registration for the event. All forms for the event in question must be valid throughout the completion of that competition.

ATLANTOAXIAL INSTABILITY

Atlantoaxial instability can be defined as an abnormal increase of mobility of the two upper cervical vertebrae (C-1 and C-2) located at the top of the neck (Cooke, 1974). The stability of the atlantoaxial joint is determined by the integrity of the cranovertebrae ligaments and other factors (Aung, 1973). A displacement of the C-1 vertebrae in relation to the C-2 vertebrae results in atlantoaxial dislocation (Shriver, 1983). According to Aung (1973), this dislocation, which only rarely affects individuals with Down syndrome, "...occurs spontaneously or can be induced by minor injury" (p.197). The results of this dislocation is generally an excessive anterior movement of the upper spine and has quite serious implications (Giblin & Micheli, 1979).

SOI has an outstanding safety record and was the first organization serving disabled populations to react to the concerns of the medical community. As best as can be determined, no individual with Down syndrome participation in the Special Olympics program has been injured due to atlantoaxial instability (Cooke, 1984; Shriver, 1983). In March, 1983, Special Olympics outlined the following procedures in response to the situation.

There is evidence from medical research that up to 10% of individuals with Down syndrome suffer from a mal-alignment of the cervical vertebrae C-1 and C-2 in the neck. This condition exposes Down syndrome individuals to the possibility of injury if they participate in activities that hyper-extend or radically flex the neck or upper spine.

Restrictions of individuals with Down syndrome to participate in certain activities apply:

- National and U.S. Programs may allow all individuals with Down syndrome to continue in most Special Olympics sports training and competition activities. However, such individuals shall be temporarily restricted from participating in sports training and competition activities which, by nature, result in hyper-extension, radical flexion, or direct pressure on the neck or upper spine, unless the requirements below are satisfied. Such sports training and competition activities include: butterfly stroke and diving starts in swimming, diving, pentathlon, high jump, equestrian sports, artistic gymnastics, football (soccer), alpine skiing, and any warm-up exercise placing undue stress on the head and neck;
- Restriction from participation in the above-listed activities continue until an individual with Down syndrome has been examined (including x-ray views of full extension and flexion of the neck) by a physician who has been briefed on the nature of the atlantoaxial instability condition, and the results of such an examination demonstrate that the individual does not have the atlantoaxial instability condition; OR
- For any individual diagnosed as having the atlantoaxial instability condition, the examining physician shall notify the athlete's parents or guardians of the nature and extent of the individual's condition, and such athlete shall be allowed to participate in the activities listed above only if the athlete submits written certifications from two physicians, on forms prescribed by SOI, combined with an acknowledgement of risks signed by the adult athlete or his or her parents or guardian if the athlete is a minor.

ATHLETE CODE OF CONDUCT - DISCIPLINARY STEPS FOR VIOLATION

The following progressive disciplinary steps may be taken with the delegation at whichever step is deemed appropriate under the circumstances by a sanctioned representative. **The representative must notify the State Office of any action that is taken.**

Step 1 Verbal warning to the athlete and to the parent/guardian or caseworker with a written copy of the Incident Form to the State Office.

Step 2 A written Incident Report must be completed giving warning to the athlete with a copy to the State Office, and parent/guardian or caseworker.

Step 3 A personal meeting to review the unacceptable behavior of the athlete and to agree on a plan for behavior improvement shall be conducted by the local coach with the athlete, the athlete's parent(s)/guardian(s) and/or the athlete's case worker. If the athlete is over 18 and his/her own guardian, then the athlete may choose to have another adult present for the meeting. If necessary, SOIA staff may attend the meeting.

The meeting shall be documented in writing. Meeting notes will be distributed to the athlete, the athlete's parent(s)/guardian(s) and/or caseworker, and the State Office.

Step 4 Suspension from practices or competition for a specific time period.

The State Office must be contacted before an athlete is suspended. The action will be documented in writing and presented to the athlete, parent/guardian or caseworker, and a copy sent to the State Office.

Any further action must be approved by the State Office.

Further action could be, but is not limited to:

- Suspension for a longer period
- Permanent expulsion

Athlete Appeal Process

The athlete has the right to appeal any disciplinary action to the State Office. The athlete or the athlete's representative must submit a written notice of appeal to the President/CEO of SOIA. This notice must include a request for a meeting within 30 days of being notified of the disciplinary action.

The appeal will be heard by a designated advisory committee. A decision must be rendered in writing within 21 days following the meeting and may reverse, amend or affirm the disciplinary action. The decision shall be submitted to the athlete and to their local delegation and should include, if applicable, a plan of action for the athlete to correct the unacceptable behavior that led to the disciplinary action.

HONEST EFFORT/TWENTY PERCENT RULE

According to the Official Special Olympics Sports Rules, athletes are to participate honestly and with maximum effort in all preliminary trials and/or finals. The Honest Effort Rule may be followed unless occasional circumstances warrant exceptions as determined by the Event Director at the competitions.

Coaches are responsible for assuming that the reported assessments and preliminary or qualifying scores for their athletes accurately reflect the ability of their athletes. Coaches should submit their athletes best available performance time/measurement whether it is from a preliminary event or practice.

Past event results are available on the website <https://www.soiowa.org/competitions/results/>

ATHLETE SPECIAL PRIVILEGE FORM

The Delegation Manager or Head Coach may request a sport rule exception for an athlete, this includes requesting a 1:1 during the event. The Athlete Special Privilege Form is to be submitted along with your entry/registration form for the specific sport you are requesting.

UNIFIED PARTNER REQUIREMENTS

- Unified partners up to age 17 need to complete the Participant Release Form
- Unified partners 18 years or older participating in a **one-day event** need to complete the Participant Release Form
- Unified partners 18 years or older attending an **overnight trip** with athletes will need a Class A Certification



SECTION 3

VOLUNTEER

INFORMATION

VOLUNTEER SCREENING AND REQUIREMENTS

SOIA appreciates the thousands of volunteers who share their time and talents with Special Olympics athletes throughout the year. SOIA is committed to protecting the athletes, volunteers, and staff involved with the program. SOIA has a mandatory Volunteer Registration and Screening Policy for all Class A volunteers. Failure to complete the requirements may result in rejection of the application or termination of any involvement with the program.

Day of Event Volunteers

- Individuals that help the day of an event
- Sign up [online](#), or through internal liaison (if applicable)

Class A Volunteers

- Volunteers who have regular, close physical contact with athletes
- Volunteers in a position of authority or supervision with athletes
- Volunteers who handle substantial amounts of cash or other assets of SOIA

Examples: Delegation Managers, coaches, chaperones, Athlete Leadership Program mentors, family members who drive/chaperone non-related athletes, or Unified partners attending an overnight event.

To become a Class A Volunteer

1. Complete the [Class A Volunteer Application](#) online
2. Complete the background check online at [Sterling Volunteers](#)
 - a. Register as a new user or login with a previously created account to renew your background check
 - b. Fill out background check application thoroughly and click "Submit Order" at the bottom of the page once completed
 - SOIA will cover the cost of your background check, although donations are appreciated. If asked for a promo code to waive the fee, it is: **c68ggaw**
 - You DO NOT need to enter your SSN. Please select "No SSN"
3. Complete the Protective Behavior Training at Special Olympics Learning Portal or request a printed copy from the State Office. Both you and SOIA will receive a confirmation email. If you requested a printed copy of the quiz, return it to the State Office by mail or email to classa@soiowa.org
 - a. Register as a new user or login with a previously created account
 - b. **Learning Area** – Select "Protective Behaviors", **Region** – Select "SO-North America", **Program** (Country/State) – Select "Iowa"
 - c. Select the "Protective Behaviors" training under the "My Learning" tab & select the "play" button on the right side of the screen, and choose "Begin Training"
 - d. Review all training slides and answer questions correctly when asked & select "Submit" once you have reached the end of the training
4. Read the Coach Code of Conduct

Class A Volunteer Application is required to be renewed every three years.

CLASS A PROCESS & SECURITY

SOIA understands that in this age of identity theft that providing personal information for our criminal and sex offender background checks may cause some concern. Below is information on how your personal information is handled by SOIA.

- The Class A Volunteer Application is online (social security number is not required)
- The background check is online (social security number is not required)
- Your name, address, and date of birth are stored on the SOIA Games Management Software

COACH CODE OF CONDUCT - DISCIPLINARY STEPS FOR VIOLATION

The following progressive disciplinary steps may be taken with the delegation at whichever step is deemed appropriate under the circumstances by the staff of Special Olympics Iowa.

1. Verbal warning to the coach with a written copy of the Incident Form to the State Office.
2. A written Incident Report must be completed giving warning to the coach with a copy to the State Office.
3. The State Office will conduct a personal meeting with the coach to review unacceptable behavior and to agree on a plan for improvement. The meeting will be documented in writing and copies distributed to the coach and State Office.
4. Suspension from coaching for a specific time period.

The State Office will approve/disapprove the action. The action will be documented in writing and presented to the coach and a copy will be sent to the local delegation.

Any further action must be approved by the State Office. Further action could be, but is not limited to:

- Suspension for a longer period
- Permanent expulsion

Appeal Process

The coach has the right to appeal any disciplinary action to the State Office. The coach must submit a written notice of appeal to the President/CEO of SOIA. This notice must include a request for a meeting within 30 days of being notified of the disciplinary action.

A decision must be rendered in writing within 21 days following the meeting and may reverse, amend or affirm the disciplinary action. The decision shall be submitted to the coach and to their local delegation and should include, if applicable, a plan of action for the coach to correct the unacceptable behavior that led to the disciplinary action.



***Special
Olympics***
Iowa



SECTION 4

COACH

INFORMATION

COACH EDUCATION PROGRAM

Special Olympics Incorporated (SOI) mandates that all Special Olympics Coaches must be certified in any sport for which they are a head coach. The SOIA Coach Education Program will help coaches fulfill the needed requirements.

The goal of the SOIA Coach Education Program is to give all athletes the benefit of quality coaching. Results of the program are an improvement in competitions, better awareness of rules, and better training.

Athletes are asked to practice at least eight weeks or 10 hours prior to a competition. During this time, athletes will learn and understand the specific sport rules, develop the skills needed for the sport, and become physically and mentally prepared for practice and competition.

Sport specific coach trainings are offered on the SOIA website at [SOIA Sports Online Training](#). Sports not listed will be offered at the state competition and/or by request. For more information regarding [Special Olympics sports, rules, and coaching guidebooks](#), please visit the SOI website at www.specialolympics.org.

Additional online training opportunities are also available on the [SOIA Sports Online Training](#) page. These are provided through the American Sport Education Program (ASEP) and the National Federation of State High Schools (NFSHS). Trainings are sport-specific but are **not** Special Olympics-specific. Some fees are associated with online courses. You may apply to have up to half the cost of your online coach trainings paid for by a SOIA scholarship. Visit the [Participation Forms](#) page to download the scholarship application.

Please contact the State Office with any questions or comments regarding SOIA coach training.

The following must be completed *before* contact is made with SOIA athletes:

- [Class A Volunteer Application](#)
- [Protective Behaviors Training and Quiz](#)
- [General Orientation Quiz](#)
- [Heads-Up Concussion in Youth Sports](#)



Special Olympics U.S. Programs - Coaching Progression

While some volunteers may choose to remain a Sport Assistant, others may strive to increase their level coaching and sports specific knowledge. Volunteers who wish to increase their coaching skills can progress through the levels of certification outlined below.

<p>SPORT ASSISTANT <i>(Entry Level Requirements)</i></p> <ul style="list-style-type: none"> • Class A Form / Complete Background Check • Special Olympics General Orientation • Protective Behaviors Training • Concussion Course 			
<p>LEVEL 1 – CERTIFIED COACH <i>(Core Coaching Knowledge)</i></p> <table style="width: 100%; border: none;"> <tr> <td style="width: 50%; vertical-align: top; padding: 5px;"> <p style="text-align: center;">Traditional Special Olympics</p> <ul style="list-style-type: none"> • All Sport Assistant requirements • Coaching Special Olympics Athletes – online course via Human Kinetics Coach Education (formerly ASEP) or in person training conducted by a Program approved trainer </td> <td style="width: 50%; vertical-align: top; padding: 5px;"> <p style="text-align: center;">Unified Sports</p> <ul style="list-style-type: none"> • All Sport Assistant requirements • Coaching Unified Sports – online course via NFHS or in person training conducted by a Program approved trainer </td> </tr> </table>		<p style="text-align: center;">Traditional Special Olympics</p> <ul style="list-style-type: none"> • All Sport Assistant requirements • Coaching Special Olympics Athletes – online course via Human Kinetics Coach Education (formerly ASEP) or in person training conducted by a Program approved trainer 	<p style="text-align: center;">Unified Sports</p> <ul style="list-style-type: none"> • All Sport Assistant requirements • Coaching Unified Sports – online course via NFHS or in person training conducted by a Program approved trainer
<p style="text-align: center;">Traditional Special Olympics</p> <ul style="list-style-type: none"> • All Sport Assistant requirements • Coaching Special Olympics Athletes – online course via Human Kinetics Coach Education (formerly ASEP) or in person training conducted by a Program approved trainer 	<p style="text-align: center;">Unified Sports</p> <ul style="list-style-type: none"> • All Sport Assistant requirements • Coaching Unified Sports – online course via NFHS or in person training conducted by a Program approved trainer 		
<p>LEVEL 2 – CERTIFIED COACH* <i>(Sports Specific Knowledge)</i></p> <table style="width: 100%; border: none;"> <tr> <td style="width: 50%; vertical-align: top; padding: 5px;"> <p style="text-align: center;">Traditional Special Olympics</p> <ul style="list-style-type: none"> • All Level 1 requirements • Sports Specific Course – online for those sports where online courses have been developed or in person sport specific training </td> <td style="width: 50%; vertical-align: top; padding: 5px;"> <p style="text-align: center;">Unified Sports</p> <ul style="list-style-type: none"> • All Level 1 requirements • Sport Specific Course – online for those sports where online courses have been developed or in person sport specific training </td> </tr> </table> <p style="color: red; font-size: small; margin-top: 10px;">* NOTE: Level required of Head Coaches attending USA National Games in the specific sport being coached.</p> <p style="color: red; font-size: small; margin-top: 5px;">Fitness Coach Course (available 2019) – online or in person training conducted by Program approved trainer</p> <p style="color: red; font-size: small; margin-top: 5px;">NOTE: Option to become a certified Fitness Coach is not sport specific, but general knowledge applicable to all sports. Being certified as a Fitness Coach is not a requirement to coach at the USA National Games.</p>		<p style="text-align: center;">Traditional Special Olympics</p> <ul style="list-style-type: none"> • All Level 1 requirements • Sports Specific Course – online for those sports where online courses have been developed or in person sport specific training 	<p style="text-align: center;">Unified Sports</p> <ul style="list-style-type: none"> • All Level 1 requirements • Sport Specific Course – online for those sports where online courses have been developed or in person sport specific training
<p style="text-align: center;">Traditional Special Olympics</p> <ul style="list-style-type: none"> • All Level 1 requirements • Sports Specific Course – online for those sports where online courses have been developed or in person sport specific training 	<p style="text-align: center;">Unified Sports</p> <ul style="list-style-type: none"> • All Level 1 requirements • Sport Specific Course – online for those sports where online courses have been developed or in person sport specific training 		
<p>LEVEL 3 – CERTIFIED COACH** <i>(Advanced Coaching Knowledge)</i></p> <ul style="list-style-type: none"> • All Level 2 requirements • Principles of Coaching Course – online via WVU or in person training conducted by a Program approved trainer <p style="color: red; font-size: small; margin-top: 10px;">** NOTE: Level required of Head Coaches attending World Games.</p>			

ESTABLISHING A SPECIAL OLYMPICS IOWA DELEGATION

When establishing a Special Olympics Iowa delegation, the following steps should be taken:

1. Contact the State Office at (515) 986-5520 to get in touch with your Regional Competitions Coordinator who can assist in this process.
2. Complete and submit the following paperwork to your Regional Competitions Coordinator as soon as possible.
 - a. [Delegation Manager Form](#) - Each delegation of SOIA will designate a Delegation Manager. The primary role of the Delegation Manager is to serve as a liaison between the delegation and State Office. Responsibilities of the Delegation Manager include providing ongoing communication with the State Office, delegation volunteers including coaches, athletes, and athlete families and/or staff, submitting entry/registration forms, and distributing Class A credentials to delegation members.
 - i. This form only needs to be filled out once or when there are any changes
 - ii. Submit additions or changes to registrations@soiowa.org
 - b. Go to the [Become a Coach](#) page – The Delegation Manager and all coaches/chaperones are required to fulfill the following coaching responsibilities.
 - i. [Class A Volunteer Application](#)
 - ii. [Protective Behaviors Training and Quiz](#)
 - iii. [General Orientation Quiz](#)
 - c. **Centralized Accounting** – For tax reporting purposes, all money raised in the name of Special Olympics Iowa must be filtered through the SOIA State Office. Please contact the State Office to establish an account
 - d. **Special Olympics Sports Certification** – Required within three years of coaching in each sport – upcoming trainings can be found in the newsletter or you can find online courses [on our website](#)
3. Complete athlete paperwork and training requirements:
 - a. [Special Olympic Athlete Registration](#)
All SOIA athletes are **required** to complete and submit a medical form to the State Office prior to training and competing. The form must be renewed every three years. Coaches should keep copies of your athletes' form and have available at all practices and events in case of an emergency.
 - b. [Athlete Code of Conduct](#)
All athletes should sign for accountability purposes. Form should be kept on file by Delegation Manager.
 - c. **Training** – Athletes must begin training at least eight weeks or 10 hours prior to any competition.
 - d. **Unified partners** – Unified partners are individuals without intellectual disabilities who practice and compete alongside Special Olympics athletes in team sports. Unified partners are **required** to have a Participant Release Form on file at SOIA office prior to competition. The Athlete Code of Conduct should also be signed and kept on file by Delegation Manager.
4. To register for events and competitions:
 - a. **Schedule of Events** – You can find a current schedule of all events on our website under [schedule of events](#).

- b. [Area Competitions](#) – Qualifying competitions are held at the Area level. You may find these on the SOIA website under [Competition/Participation Forms](#). Entry forms are due prior to deadlines.
 - c. [State Competitions](#) – Competition registration materials provide additional details regarding State Competitions, entry forms, and deadlines. You can find these on the SOIA website under [Competitions/Participation Forms](#). All entry forms are due to the State Office prior to deadlines.
 - d. [Special Programs](#) – Special Programs include Athlete Leadership Programs (ALP), Challenge Days, Healthy Athletes, Unified Champion Schools, Unified Sports, and Young Athletes Play Day. **See Section 6 – SPECIAL PROGRAMS** for additional information.
 - e. [Fundraising Events](#) – SOIA conducts many fundraising events throughout the year in order to provide opportunities for our athletes.
5. Maintain regular communication with the State Office:
- a. [Newsletter](#) – You will be added to this email list after submitting your Delegation Manager Form. Please review information to stay current.
 - b. Annual Coaches Meetings – Coaches meetings are held annually in the fall within each area. Meeting dates will be posted on the [schedule of events](#) and in the newsletter. *Please attend for important updates, event dates, and deadlines.*

CONCUSSION AWARENESS AND SAFETY RECOGNITION

The Special Olympics U.S. Risk Management & Insurance Task Force (RMITF) with input from the Medical Advisory Committee (MAC) has created the following concussion awareness and safety recognition policy that was implemented by all U.S. Programs effective January 1, 2015. The attached policy represents minimum requirements all U.S. Programs must follow. In addition, Iowa law requires that additional safety measures be enacted in order to properly manage the health, safety and welfare of all participants in the state of Iowa. Those measures are described in the following documentation.

The two key governing bodies regarding athlete safety MAC and the RMITF have discussed the need for a concussion management policy to ensure the health and safety of all Special Olympics participants on both national and state levels. Additionally, insurance requirements and state law have driven many sports organizations to implement concussion management policies.

The primary focus of this policy is the well-being of Special Olympics participants, and all decisions should be made in the best interest of the participants. **“When in doubt, sit them out!”**

Please feel free to contact the State Office if you have questions that are specific to the actual policy.

Objective

It is Special Olympics intent to take steps to help ensure the health and safety of all Special Olympics participants. All Special Olympics participants should remember that safety comes first and should take reasonable steps to help minimize the risks for concussion or other serious brain injuries.

Defining a Concussion

A concussion is defined by the Centers for Disease Control as a type of traumatic brain injury caused by a bump, blow, or jolt to the head as well as serial, cumulative hits to the head. Concussions can also occur from a blow to the body that causes the head and brain to move quickly back and forth—causing the brain to bounce around or twist within the skull. Although concussions are usually not life-threatening, their effects can be serious and therefore proper attention must be paid to individuals suspected of sustaining a concussion. Subsequently, the State of Iowa defines this as the terms approved in Senate File 367, Iowa Code 280.13, affected in the Eighty-Fourth General Assembly.

Suspected or Confirmed Concussion

Effective January 1, 2015, a participant who is suspected of sustaining a concussion in a practice, game, or competition shall be removed from practice, play, or competition at that time. Removal from activity may be due to the observance of/from/by a coach, a contest official, or a qualified medical professional. If a qualified medical professional is available on-site to render an evaluation, that person shall have final authority as to the removal or return to play of the participant. If applicable, the participant's parent or guardian should be made aware that the participant is suspected of sustaining a concussion.

Return to Play

A participant who has been removed from practice, play, or competition due to a suspected concussion may not participate in Special Olympics sports activities until either of the following occurs:

1. At least seven consecutive days have passed since the participant was removed from play and a currently licensed, qualified medical professional provides written clearance for the participant to return to practice, play and competition, or
2. A currently licensed, qualified medical professional determines that the participant did not suffer a concussion and provides written clearance for the participant to return to practice play immediately. Written clearance in either of the scenarios above shall become a **permanent record** (see attached, approved return to participation protocol following a concussion guideline for licensed health care providers)

Required Training and Timeline

All coaches are required to complete concussion awareness training, which is available at www.cdc.gov/concussion and submit the certificate of completion to their state program. Any concussion awareness training other than the CDC's Heads Up training must be approved by SOI. For coaches registering for the first time on or after 1 January 2015, confirmation of such training must be provided to the U.S. Program prior to the individual beginning volunteer duties. For coaches registered prior to 31 December 2014, confirmation of such training must be provided to the U.S. Program no later than 31 December 2015.

U.S. Programs must implement a system for tracking completion of the concussion awareness training by coaches. Verification of completion of training must be emailed to the attention of the State Office no later than 45 days prior to the three-year anniversary date of training in order to maintain certification status.

Frequency of Training

Concussion awareness training must be completed by all coaches at least once every three years.

Communication with Parents and Guardians

U.S. Programs are required to communicate in writing to all participants and/or parents/guardians, the concussion awareness and safety recognition program, as outlined in the “Suspected or Confirmed Concussion” and “Return to Play” sections of this policy.

The Centers for Disease Control website www.cdc.gov/concussion provides additional resources relative to concussions that may be of interest to participants and their families.

FIRST AID/EMERGENCY MEDICAL PLAN

Developing Your Emergency Medical Plan

Planning and preparation are the keys to appropriate handling of athletic injuries. Regardless of the seriousness of an injury, failure to properly prepare for every foreseeable occurrence is inexcusable. In the case of a severe injury, careful preparation and an effective emergency plan can have a major effect on the outcome. **All incidents should be reported to SOIA within 24 hours using the Special Olympics Accident/Incident Report Form.**

First Aid Kit

The initial focus of your preparation is equipment and supplies required for treating injuries. Never begin a practice or event without a properly stocked first aid kit that is immediately accessible. All first aid kits should be updated/checked/re-stocked prior to any practice, event, or travel situation.

Minimum components are:

- Plastic adhesive strips (various sizes) and adhesive tape
- Gauze pads (sterile and non-sterile) and rolled gauze
- Triangle bandages and elastic wraps
- Squirt-top container of sterile water and cotton swabs
- Antibacterial cream, petroleum jelly, and sun block cream
- Scissors and sharp knife
- Phone numbers for emergency services
- Emergency information card for each athlete
- Medical gloves

Other essential items to have at the activity are:

- Adequate supply of ice in a well-insulated container
- Water reserved for emergency care
- Towels, blankets, and splints

Access to Emergency Medical Services (EMS)

The term “Access EMS” is used frequently in medical circles. This simply means that the highest level of pre-hospital care available in your area should be summoned as quickly as possible.

There are several principles that will aid in the rapid responses of EMS:

- Know whom to call before the need arises. The type of service available varies in different locales. It is important that you have knowledge of the services in your area. To locate this service, contact the hospital(s) in your area (or in the area where the event or practice is held) and ask what emergency services are available. If you wait until service is needed, valuable time will be wasted
- Record the phone numbers of local EMS services and have them available at all times. An index

card will be useful when sending the assigned person to make the call for emergency help, and should be kept in the first aid kit. In addition, including this number in one's cell phone contact list is strongly advised. This is even more important when 911 is not available

- Know the location of the nearest operational phone at all times during practice and games. Cell phones should be carried at all times in case of emergency. Establish a procedure for obtaining this information when traveling to an "away" event or practice site
- Know where you are by street name at all practices and games. This is especially true when you are in unfamiliar territory. It is much better to give too many directions than too few
- Know the easiest entrance to the field or building. Be sure that the access gate(s) or door(s) is unlocked, or that you have all necessary keys
- Assign a person to meet and direct the emergency units to the scene. That person must remain at designated "entrance" until all EMS units have arrived
- Ensure that you are prepared and available to give a complete report to arriving EMS personnel. Have the athlete's medical information in hand and remain with the athlete until questions are answered
- Ensure that you have all athletes' insurance coverage information available. This will save valuable time and avoid possible delays in treatment due to concern about payment of medical expense
- Keep parents, spectators, and others calm and well informed. It is often better to keep families away from the injured athlete, but not at risk of a confrontation. Keep them fully advised at what is happening and allow them to accompany the athlete if ambulance transport is required (assuming the ambulance company/EMT's will allow it)
- Remain calm and cooperative. Stress that everyone involved in the care of an injured athlete must work together

Documented Plan

It is essential that your plan for handling medical emergencies be set forth in writing and distributed to all staff members. Anyone who may be called upon to assist in an emergency situation must receive and be completely familiar with the plan.

Include specific indications of policies and procedures to be followed. Key concerns are:

- Notification of parents/guardian
- Notification of administration
- Selection of transport method
- Designation of hospital
- Accompanying athlete to treatment
- Supervision of remaining athletes
- Preparation of injury report

If an athlete is injured during practice or a competition, delegations are to work with medical personnel to determine when the athlete can return to training and activities.

COACHES RESPONSIBILITIES AT COMPETITIONS, GAMES & TOURNAMENTS

Coaches are responsible for athletes throughout SOIA competitions and events, including travel to and from the events and any overnight stays. It is up to the coach to ensure that the athlete's physical and emotional needs are met during this time. Additional responsibilities include:

- Ensure that athletes are properly warmed-up prior to competition and cool down after
- Take precautions to avoid sunburn and heat exhaustion by using sunscreen, drinking plenty of water and taking advantage of shaded areas whenever possible. Verify that athletes are not

- allergic to sunscreen prior to application
- Be sure needed first aid is administered promptly. Bring a first aid kit if possible
 - Be sure athletes get adequate rest. Security has the authority to remove individuals from the dormitories, hotels, or venue sites if behavior cannot be controlled
 - Be sure athletes eat properly; avoid overeating or missing meals
NOTE: If an athlete requires a special diet, it is the responsibility of each coach to provide for the athlete's needs
 - Be aware that the excitement of the games may encourage inappropriate behaviors. Close supervision while in the dormitories and at all activities is required
 - The coach should be aware of athlete's possessions
 - The coach is expected to be totally familiar with the medical conditions, precautions, and medication requirements of the athlete. It is the coaches' responsibility to insure that medication is administered properly and appropriately. Knowledge of the medication regimen (what, how much, and when) is essential
 - The coach is expected to carry a copy of the valid Special Olympic Iowa Release & Medical Form for each athlete at all times
 - The coach must be totally familiar with all schedules; sports, special events, and meals. It is the coaches' responsibility to ensure the athlete is on time for all sports competition and also has the opportunity to participate in special activities
 - The coach is expected to be familiar with Special Olympics sports rules. Questions or concerns about sports events should be addressed to the Director of Competitions
 - Protest Procedure – Only a Certified Coach may file a protest to the appropriate venue official within 30 minutes of the event
 - **ALCOHOLIC BEVERAGES AND SMOKING ARE NOT ALLOWED AT SPECIAL OLYMPICS EVENTS**

Please do not hesitate to ask questions prior to or during the competition. The more you know, the less confusion will be experienced.



***Special
Olympics***
Iowa



SECTION 5

FUNDRAISING,

POLICIES

&

PROCEDURES

DELEGATION FUNDING, FUNDRAISING AND GRANTS

There is no membership fee charged for participating in SOIA. However, there is a need for financing the year-round program in Iowa. Funds are needed to pay for the state expenses that include awards, postal and telephone service, board and room for coaches and athletes, insurance, printing, facilities, salaries, etc. Donations from individuals, organizations, businesses, foundations, and grants support SOIA. Contributions must be sent to the State Office.

You must obtain approval from SOIA if you intend to raise funds for any SOIA delegation or use the Special Olympics name. You must submit all revenue and request payments from the Centralized Accounting System at the State Office. The funds raised are yours to spend. However, SOIA must follow the accounting rules of the IRS.

If you have any questions or need any assistance with fundraising please contact the Vice President of LETR, Individual Giving Officer, and/or Regional Field Director. This includes applying for a grant to fund a program, activity, or general expenses. The development team can assist with corporation giving and foundation giving, as well as individual fundraising. If you plan to apply for a grant, it must be approved by the State Office before it can be submitted (*please allow for a minimum of one week for the State Office to review and approve*).

SCHOLARSHIP FUNDING GUIDELINES

The purpose of the SOIA scholarship is to provide delegations and area programs with assistance in providing, enhancing, or beginning a program of sports training and competition, Athlete Leadership Training, Healthy Athletes Programs, or FIT training for eligible athletes and Unified partners. The scholarship should be viewed as a last option to cover expenses when other fundraising avenues have been exhausted and there are not enough funds available to cover expenses, for unexpected expenses or for unanticipated opportunities to grow or expand programs. More information and the application can be found on the [Participation Forms](#) page of our website.

As a general rule SOIA will not fund more than 50% of the total budget of any delegation for which scholarship funding is requested. While the expense may be included in the overall program budget submitted with your scholarship request, funds will not be approved to pay for meals, coach stipends, or salaries.

Delegations may apply for scholarship funding more than once. However, the number and total dollar amount of requests made will be taken into consideration when reviewing applications.

CENTRALIZED ACCOUNTING OPERATIONAL GUIDELINES

Delegations that raise money in the name of Special Olympics are to contact the State Office to establish a Centralized Account. Each delegation is given an account number. SOIA will send the delegations Revenue Worksheets and Expense Reimbursement Forms. A monthly statement reflecting the accounts current balance will be sent to the delegations.

CENTRALIZED ACCOUNT INACTIVITY DUE TO DELEGATION TERMINATION OR LACK OF ATHLETE PARTICIPATION

If any Centralized Account has had no activity for a 12-month period, it will be classified as "inactive." Any "inactive" Centralized Account Delegation Manager will be notified and any remaining funds may

be transferred. The Regional Competitions Coordinator will be responsible for the review of ‘inactive’ accounts and subsequent communication to/with current account holders.

SPECIAL OLYMPICS ACCIDENT INSURANCE COVERAGE

All incidents should be reported within 24 hours of the incident to SOIA, using the Special Olympics Accident/Incident Report.

For Special Olympics Corporate Insurance Program inquiries please contact the State Office.

CERTIFICATE OF INSURANCE

Please submit all facility use contract and agreements and Certificate of Insurance requests to the State Office. Contract and agreements with any insurance verbiage must be approved by American Specialty before they can be signed by the State Office. Please contact the State Office with any questions.

Contract and agreements and certificate requests should be submitted one week prior to the start date of the event.

FIFTEEN-PASSENGER VAN TRANSPORTATION NOTICE

Special Olympics delegations are prohibited from using 15-passenger vans to transport athletes or other individuals to or from Special Olympics events, and Special Olympics strongly discourages other organization from using 15-passenger vans to transport people to or from Special Olympics events.

Special Olympics recognizes that it is up to each non-Special Olympics organization to determine whether to use 15-passenger vans. By using 15-passenger vans, a non-Special Olympics organization understands that:

1. Anyone operating a 15-passenger van owned by a non-Special Olympics organization for the purpose of transporting Special Olympics athletes or other persons to or from Special Olympics activities is acting as the employee or volunteer of the organization and not on behalf of Special Olympics.
2. The driver’s operation of the 15-passenger van will be considered to be in the course and scope of the driver’s employment for or volunteer responsibilities for the non-Special Olympics organization, and not for or on behalf of Special Olympics

DELEGATION AREA REALIGNMENT

The following criteria will be taken into consideration by the State Office before approval of any delegation moving to another area.

- Opportunities for athletes
- Divisioning to ensure fair competition
- Adding athletes to venues that are already full
- Equipment
- Fundraising
- Management teams
- Obtaining facilities
- Paperwork
- Training
- Volunteers

LOGO GUIDELINES FOR SPECIAL OLYMPICS

Every person involved in the Special Olympics movement may play a part in aligning and strengthening the brand around the world. Guidelines as well as a comprehensive suite of tools, messaging materials and templates are available for download on the [Resources site for Special Olympics](#).

The Special Olympics Iowa logo may only be used in the approved colors: red, black, grey or white. The Special Olympics Globe cannot be used by itself; must always be used in full SOIA lockup.

Collateral (letterhead, stationary, brochures, and newsletters): Use the SOIA logo and place your sub-program name elsewhere in the document with text.

Note: The Special Olympics Globe cannot be used by itself; must always be used in full SOIA lockup.

Uniforms/T-shirts: See the “T-shirts’ section of the [Special Olympics Brand Identity Guidelines](#) for examples of how to implement sub-program recognition.

When to use team/club level designs and when to use the SOIA logo?

The team/club level designs are to be used only at the specific level of the organization. Club or team identities are for t-shirts/uniforms only. The SOIA logo is to be used in all other applications. This is the only official logo of SOIA and its sub-programs.

How should sub-programs be presented in text/copy form?

For sub-program self-reference or identification, the SOIA name should come first, followed by the sub-program name, with a hyphen or comma between the two. *Examples:* “Special Olympics Iowa – Muscatine” or “Special Olympics Iowa, Muscatine.”

If you have any questions about the logo guidelines, T-shirt designs or other issues related to branding, please contact the State Office Marketing and Communications Manager.

UNIFORMS & BANNERS

In order to avoid commercial exploitation of persons with intellectual disability, no uniforms, bibs or other signs bearing competition numbers, that are worn by Special Olympics athletes during any competition or during any opening or closing ceremonies of any games may be emblazoned with commercial names or commercial messages. The only commercial markings that may be displayed on athletes uniforms during Games competitions and Opening and Closing Ceremonies are the normal commercial markings of the manufacturer.

Volunteers may wear clothing that bears small and attractively designed names or logos identifying corporate or organizational sponsors while attending Games competitions, so long as those displays do not exceed an area of six square inches or its metric equivalent.

REVENUE SHARING GUIDELINES

As identified in the SOIA strategic plan, program growth (number of athletes and opportunities for local competitions) is dependent on local fundraising supported by the State Office. SOIA will continue offering profit sharing with the areas. Contact the State Office for a list of events that qualify for revenue share.

Requirements:

- Teams can apply for up to 50% of their team's revenue for profit sharing; if all requirements are met
- Area/Delegation must participate in the Event
- Polar Plunges: Areas/Delegations must have Special Olympic athletes in attendance at the Plunge. Athletes serve as greeters, speakers and/or plungers. If an athlete would like to receive a Polar Plunge T-Shirt, they must register and raise registration fee
- A minimum of \$500 must be raised for any team to be considered for shared revenue
- Team must have a centralized account set up prior to submitting Revenue Share Application
- The University of Iowa and Iowa State Greek Plunges are not eligible for the Revenue Sharing program
- The Revenue Sharing application must be submitted to the state office no later than 30 days following the event; a committee at the state office will review all applications and funds should be deposited into the area/delegation centralized account within 90 days of the application submission date.

Sponsorship Opportunities:

- If an area/delegation secures **sponsorships**, 50% of the funds go directly into the area/delegation centralized account and 50% goes to the state office. If the sponsorship is renewed in subsequent years, the 50/50 allocation will remain in effect
- Prior solicitation approval must be obtained from SOIA office; please contact the state office with any questions or to gain approvals
 - Sponsors must be new to the event/SOIA. If soliciting a sponsor teams will work with the SOIA staff person assigned to that plunge to discuss benefits/sponsorship



SECTION 6

SPECIAL PROGRAMS

ATHLETE LEADERSHIP PROGRAMS

SOIA offers athletes a program that goes beyond competition and training. It is called Athlete Leadership Programs (ALP). There is a special Athlete Leader Contract and Mentor Contract that the athlete and Speech coach will need to fill out to participate. Please note that this Athlete Leader Contract is different than the one athlete's sign to participate for competition. Go to [Athlete Leadership Programs](#) on the SOIA website. SOIA offers 1½ day annual Athlete Leadership Conference held in Des Moines.

Roles that athlete leaders can participate in:

- Opening Ceremony Roles
- Public Speaking (with statewide partners, new volunteers groups)
- News or radio interviews
- Share about SOIA on Social Media
- Athlete/Volunteer Recruiter
- SONA Athlete Input Council

HEALTH MESSENGERS

Special Olympics Health Messengers are athletes who are trained to serve as health and wellness leaders, educators, advocates and role models within their Special Olympics communities, as well as the community at large. They are leading their teams, families, friends and communities to pursue healthy lifestyles, and are advocating for healthcare providers and governments to adopt inclusive policies around health, wellness services, education and resources for people with intellectual disabilities. Health Messenger training will be offered as part of the yearly Athlete Leadership Conference.

Motor Activity Training Program (MATP)

Formally known as Challenge Days are a one-day event that has been designed specifically for the severe and profound population as well as our aging population who are unable to compete in a rigorous program using objective and universal sports rules. Due to the need to offer more activities to these individuals, it has been a goal of SOIA to expand on our motor skills programs. [Motor Activity Training Program](#) introduces team sports adapted for this specific population and gives these individuals the opportunity to experience success and joy – just as their peers.

Registration forms for athletes and volunteers are available on the website.

SPECIAL OLYMPICS HEALTHY ATHLETES® PROGRAM

The mission of Special Olympics [Healthy Athletes®](#), developed in 1996, is to improve athlete's ability to train and compete in Special Olympics. Healthy Athletes is designed to help Special Olympics athletes improve their health and fitness, leading to enhanced sports experience, and improved well-being.

During a Healthy Athletes event, Special Olympics athletes receive a variety of health screenings and services in a series of clinics conducted in a welcoming and fun environment. Health care professionals and students are trained to provide the screenings to educate the professional community about the health needs and abilities of persons with intellectual and developmental disabilities.

The Healthy Athletes Initiatives are:

FIT FEET

Many Special Olympics athletes suffer from foot and ankle pain or deformities that impair their performance. Athletes are not always fitted with the proper shoes and socks for their particular sport.

Volunteer health care professionals will be screening athletes' feet and ankles for deformities as well as checking for infections, nail care, and proper shoes and socks.

FUNFITNESS

FUNfitness is the comprehensive physical therapy component of the Special Olympics Healthy Athletes initiative. FUNfitness is designed to assess and improve flexibility, functional strength, and balance; to educate participants, families, and coaches about the importance of flexibility, strength, and balance; and to provide hands-on opportunity for participants to learn about physical therapy. Each athlete is given specific guidelines to help them strengthen muscles that might be weak and need strengthening to better compete.

HEALTHY HEARING

The purpose of Healthy Hearing is to screen the hearing of athletes and notify athletes and their coaches if follow-up care is needed.

HEALTH PROMOTION

Venues empower and motivate athletes to make healthy lifestyles choices that will improve their long-term health by using interactive educational games and literature. Athletes are offered guides for healthy eating, lifestyle choices, and fun ways to increase physical fitness as well as information on topics such as tobacco avoidance, sun safety, and skin care.

OPENING EYES

Objectives of Opening Eyes includes providing screenings to Special Olympics athletes and educating athletes, parents, and coaches about the important of regular eye care. Athletes needing glasses will receive free eyeglasses and those who do not need glasses receive free sunglasses.

STRONG MINDS

An interactive learning activity focused on developing adaptive coping skills. Competition provides a natural opportunity to develop active strategies for maintain emotional wellness under stress and connecting with others.

SPECIAL SMILES

The purpose of Special Smiles is to increase access to dental care for Special Olympics athletes, as well as all people with intellectual disabilities. Dental screenings are used as a means to increase awareness of the state of the athlete's oral health for the athletes themselves, as well as their parents and/or caregivers. The athletes are provided with hygiene education to help ensure they are doing an adequate job of brushing and flossing, as well as nutritional education to understand how their diet affects their total health.

UNIFIED CHAMPION SCHOOLS

Special Olympics Unified Champion Schools (UCS) model is a school-based initiative that has been developed to allow opportunities of social inclusion for all students, both with and without intellectual disabilities. The main goal of the UCS model is to create inclusive school communities that are accepting of students of all abilities. The students are the driving force in this program – physically, academically, and socially while they are provided guidance and support from their school administration.

The diverse activities of the UCS model are viewed as three major components: **Inclusive Sports, Youth Leadership, and Whole-School Engagement**. More information may be found on the [Unified Champion Schools](#) page of our website.

College Level Unified Champion Schools

- Special Olympics Colleges connect college students and Special Olympics athletes through sport and recreational activity. College students and Special Olympics athletes are connected through official athletic or recreation programs recognized by the institution. The participating Special Olympics athletes include students on campus with intellectual disabilities and athletes from local community based programs. Through inclusive activity, environments of acceptance and respect are built on campus.
- Special Olympics Colleges engage the components of a Unified Champion School: Unified Sports, Inclusive Leadership, and Campus Engagement.

Unified Intramurals

Unified Intramurals happen at partner College Level Unified Champion Schools. This program connects college students and local Special Olympics athletes on the same team. Intramurals take place for a period of five to eight weeks, meeting once a week for regular gameplay. In the five to eight weeks, college students run assessment stations for Special Olympics athletes to ensure equally competitive teams. College students and Special Olympics athletes are placed on teams with one another. A practice night takes place, then regular season gameplay continues until the playoff round leading to the championship game. Assessments, practices and games are held at the hosting college campus. Regular programming creates an inclusive environment where all participants can practice their skills and create new friendships.

UNIFIED SPORTS®

This Special Olympics program represents the first organized effort in history to combine individuals with intellectual disabilities and those without as participants on the same sports team. Unified Sports® is an important program because it expands sports opportunities for athletes seeking new challenges and dramatically increases integration in the community. Unified Sports develops sports skills through quality training and competition, the program fosters group participation and spirit, cooperation, socialization, and a sense of belonging.

Unified Sports is a unique and important program because it:

- Integrates athletes with and without intellectual disability in a setting where all athletes are challenged to improve their skill
- Provides a valuable sport opportunity to individuals with intellectual disability who are not presently involved with Special Olympics, especially those in communities where there are not enough Special Olympics athletes to conduct team sports
- Increased public awareness of the spirit and skills of individuals with intellectual disability
- Enables the families of Special Olympics athletes to participate as team members or coaches on Unified Sports teams
- Enables athletes to develop friendships and an understanding of each other's capabilities through

a spirit of equality and team unity

Unified Sports Day

Unified Sports days are designed to increase awareness and opportunities for Unified recreation participation. Events are held at high schools, colleges, and universities across the state throughout the year. Athletes participate alongside Unified partners in a number of recreational activities throughout the event. The events are designed to increase socialization and provide a fun day of recreation participation and are not considered a competition. Delegations can register athletes to attend these one-day events, at no cost to the athlete. For an opportunity near you, check our [schedule of events](#). More information can be found on our website at <http://www.soiowa.org/special-programs/unified-sports/>.

Unified Sports Teams

Unified Sports teams may compete in Special Olympics Iowa team sporting events. When registering for Unified Sports teams, please ensure that Unified team is selected on the entry forms. Teams will be placed in divisions with other Unified teams. Your team roster must consist of equal numbers of Special Olympics athletes and Unified partners. All Special Olympics athletes must have a current Medical Form on file at the SOIA State Office. All Unified partners need a Participant Release on file at the SOIA State Office. Unified partners that attend an overnight event need a Class A on file at the SOIA State Office. Teams should practice for eight to 10 weeks prior to their first competition.

SOIA currently offers competitive Unified Sports teams in track relays, swimming relays, basketball team, bocce, bowling, cheerleading, cycling, figure skating, flag football, golf, speed skating relay, snowshoeing relay, soccer team, softball team, tennis, volleyball, powerlifting and pickleball. More information can be found on the [Unified Sports](#) page on our website.

YOUNG ATHLETES

Young Athletes is an early childhood play program for children with and without intellectual disabilities, ages 2 to 7 years old. Young Athletes introduces basic sport skills, like running, kicking and throwing. Young Athletes offers families, teachers, caregivers and people from the community the chance to share the joy of sports with all children.

Young Athletes provides children of all abilities the same opportunities to advance in core developmental milestones. Children learn how to play with others and develop important skills for learning. Children also learn to share, take turns and follow directions. These skills help children in family, community and school activities.

Young Athletes is easy to do and fun for all. It can be done at home, in schools or in the community using the [Young Athletes Activity Guide](#) and basic equipment. Through Young Athletes, all children, their families and people in the community can be a part of an inclusive team.

Young Athletes in Schools

Teachers can use Young Athletes in the classroom to support children in developing important motor, communication and learning skills. Children celebrate these achievements by participating in a Young Athletes Play Day. At the completion of the Play Day, each child receives an award and is recognized for their achievements. The entire Play Day takes about 2 ½ hours. Activities include stations representing sports offered by Special Olympics.

Young Athletes in the Community

Young Athletes provides an opportunity for children with and without intellectual disabilities to come together with a coach for organized play. In community programs, family members can share in the fun with their child.

Young Athletes at Home

Parents, grandparents, siblings and friends play together at home with children using Young Athletes for activities and ideas.

Each athlete is required to submit a [Participate Release Form](#) to participate (A Spanish Young Athlete Play Day Release Form is available on SOIA website).



SECTION 7

COMPETITIONS,

GAMES

&

TOURNAMENTS

DELEGATION MANAGER RESPONSIBILITIES AT COMPETITIONS, GAMES & TOURNAMENTS

- Serve as a liaison between the delegation and State Office
- Provide ongoing communication with the State Office, delegation volunteers including coaches, chaperones, athletes and athlete families and/or staff
- Complete and submit all forms in full (Special Olympic Iowa Release & Medical Form, Delegation Manager Form, registration materials, etc.)
- Ensure proper supervision of all athletes at all events (1:4 ratio/one Class A volunteer for every four athletes)
- Ensure all competition materials are distributed throughout the delegation as needed (coaches, chaperones, volunteers, and family members)
- Inform the Event Director or State Office of any scratches
- Submit Class A Volunteer applications 30 days prior to an event to the State Office and distribute credentials to volunteers when received
- Keep accurate records of Special Olympic Iowa Release & Medical Form and bring to events
- Ensure SOIA guidelines regarding fundraising and use of centralized accounting system

GENERAL PRACTICE AND RULES

- At competition events, no additions or corrections can be made. Only scratches will be accepted. Please review your delegation report as soon as possible and contact the Event Director or State Office with corrections or updates
- Athletes must have a current Special Olympic Iowa Release & Medical Form on file with the State Office prior to training or competition
 - Athletes are not registered with SOIA until their release & medical form is on file with the State Office
- Athletes are to practice at least eight weeks or 10 hours prior to a competition. Athletes are to know and understand the specific sport rules, develop the skills needed for the sport(s) they participate in and be physically and mentally prepared for competition
- **Athletes may participate in one sport per day**
 - **Athletes may participate in one or two events within a sport (if applicable) and a relay within the sport when offered**
- All required registration materials must be submitted prior to the deadline date. Entry/registration materials include the specific competition form, Class A Coach/Volunteer roster, Registration Summary Form, Housing Assignment Form (if applicable), and any other miscellaneous forms required by the State Office
- Check with your Regional Director or State Office with any questions regarding upcoming local, area, regional, or state competitions
- Special Olympics sports training and competition may be conducted only by or under the auspices and direct supervision of SOI, an Accredited Program, or a GOC. No Accredited Program may permit or engage any third party to conduct or organize any Games, Tournaments or Special Olympics training event for or on behalf of that Accredited Program
- Rules for Official Sports - SOI has the ultimate authority to determine what rules will govern the conduct of training and competition in a particular Official Sport. All such rules shall be published in the SOI Sports Rules and disseminated to all Accredited Programs. You can find coaching resources, competition guides, and sports rules on [SOIs website](#).
- International Sports Federations (ISF) - Accredited Programs and GOC's shall follow the rules for specific sports which are issued from time to time by the ISF, as provided in Section 2.12

USE OF THE METRIC SYSTEM

- All Special Olympics competitions shall be conducted using the metric measurement system
- Since most of the existing pools in Iowa are not metric pools, swimming events will be conducted in yards

WEATHER GUIDELINES

If inclement weather occurs on a Special Olympics Iowa area or state competition day, the Event Director, with consultation with Special Olympics Iowa State Office, will make a decision concerning canceling or postponing events that day.

- Depending on the event, the Event Director and State Office will determine the method for advancing athletes onto the state competition. No area awards will be given.
- If a state event is cancelled Delegation Managers will receive Certificate of Achievement for their registered athletes and Unified partners

LOCAL PARTICIPATION

Events may be held at your local level. These differ by location and area. Please check your [Area](#) pages for more information regarding additional local events. Information may also be found in the newsletter and on the [schedule of events](#).

AREA COMPETITIONS

Area competitions and event dates can be found on the [Area](#) pages of the SOIA website, the [schedule of events](#), and published in newsletters. Entries for area competitions should be submitted by the entry due date. Winners of the area qualifying events may advance to the state competition. Area entry forms for the competitions listed below are located on the [Participation Forms](#) page of the SOIA website and more information can be found on the Area page. Dates and locations for these qualifying competitions may be found in the [schedule of events](#).

Athletes must have a current Special Olympic Iowa Release & Medical Form on file with the State Office through the [Area](#) competition date

- **Area Basketball Skills**
 - Held in January/February
 - State qualifier for the Spring Classic
- **Area Bowling Tournaments**
 - Held in September/October
 - State qualifier for State Bowling
- **Area Track & Field**
 - Held in March/April
 - State qualifier for Summer Games

- **Area Swimming**
 - The swimming pool at Iowa State University will be under construction during the 2025 Summer Games. A standalone swim competition will still be held, further details to come.

REGIONAL COMPETITIONS

Regional events are qualifying competitions ran by the State Office and/or key volunteers at locations across the state. All entries for regional events are to be submitted to the State Office. Check the [schedule of events](#) for dates and locations. You will find the registration materials under the [Participation Forms](#) page on the SOIA website for the tournaments listed below.

Athletes must have a current Special Olympic Iowa Release & Medical Form on file with the State Office through the Regional competition date

- **Regional Basketball**
 - Held in January/February in Cedar Rapids, Des Moines, Eldridge, and Mondamin
 - Qualifier for Spring Classic
- **Regional Softball**
 - Held in Sioux City, Des Moines, and Cedar Rapids in July
 - Qualifier for State Softball
- **Regional Softball Skills**
 - Held in Manning and Muscatine in July
 - Qualifier for State Softball Skills

STATE COMPETITIONS

Below is a list of State Games and competitions. Please note the approximate month of competitions and sports offered during the State Games. You can find more information, tentative schedules, rules and general information on the [Participation Forms](#) page on the SOIA website for the events listed below. Dates and locations for all events may also be found on the SOIA website [schedule of events](#). Entries for all state competitions are due to the State Office prior to the deadline.

Athletes must have a current Special Olympic Iowa Release & Medical Form on file with the State Office through the [last day of the state competition](#)

- **State Winter Games**
 - Held in Dubuque in January
 - Non-State qualifier
 - Rules and registration materials are posted on the [Winter Games](#) page
 - Sports offered:
 - Alpine Skiing
 - Cross Country Skiing
 - Snowshoeing
 - Practice, time trials, and the 800M snowshoe race are held on the first day
 - Additional activities include Opening Ceremonies, banquet and pool party

- **Spring Classic**
 - Held in Iowa City and Coralville in mid-March
 - Rules and registration materials are posted on the [Spring Classic](#) page
 - Sports offered:
 - Basketball 3 v 3 and 5 v 5 Team (State qualifier)
 - Basketball Skills (State qualifier)
 - Cheerleading (Non-State qualifier)
 - Powerlifting (Non-State qualifier)
 - Additional activities include Opening Ceremonies, meal and activity on Friday night

- **State Summer Games**
 - Held in Ames in May
 - Rules and registration materials are posted on the [Summer Games](#) page
 - Sports offered:
 - Track and Field (State qualifier)
 - Bocce Team and Bocce Skills (Non-State qualifier)
 - Cycling (Non-State qualifier)
 - Team Soccer and Soccer Skills (Non-State qualifier)
 - Tennis and Tennis Skills (Non-State qualifier)
 - Additional activities include Opening Ceremonies, Healthy Athletes, Olympic Village, and dance

- Summer Games Tentative Schedule of Events:

<u>Thursday Events</u>	<u>Friday Events</u>	<u>Saturday Events</u>
Bocce Skills	Track & Field	400M Dash
Bocce Team	Bocce Singles	1500M Run
Cycling	Tennis Skills	200M Dash
Soccer Skills	Tennis Doubles	4 x 100M Relay
Soccer Team		
Tennis Singles		

- **State Softball Tournament**

- Held in Grimes in August
- Rules and registration materials are posted on the [Softball](#) page
- State qualifier for Skills and Team
- Sports offered:
 - Softball Skills
 - Softball Team

- **Fall Classic**

- Held in West Des Moines in September
- Rules and registration materials are posted on the [Fall Classic](#) page
- Non-State qualifier
- Sports offered:
 - Equestrian (Non-State qualifier)
 - Team Flag Football and Flag Football Skills (Non-State qualifier)
 - Team Volleyball and Volleyball Skills (Non-State qualifier)
 - Pickleball (Non-State qualifier)
 - Unified Golf (Non-State qualifier)

- **State Bowling Tournaments**

- Held in Cedar Rapids, Des Moines, Omaha, and Waterloo in November
- Rules and registration materials are posted on the [Bowling](#) page
- State qualifier

ADVANCED COMPETITION

- USA Games and World Games
 - SOIA will request or determine the number of athletes and Unified partners participating in a specific sport offered at the advanced competition
 - Advanced competition dates, location and deadlines will be posted in the SOIA Newsletter and on the SOIA website
 - States that have a World Games quota in a sport that they do not participate in at a USA Games will use the state event as a qualifier
 - A random draw of all qualified applications will determine who will participate
 - Athletes and/or Unified partners must have all required registration materials complete by the deadline dates to the State Office
 - Athletes and/or Unified Sport partners will attend required training camps for a period of up to one week
 - Athletes and/or Unified partners will attend required meetings and uniform fittings
 - Athletes and/or Unified partners will be housed with Team Iowa members for up to two weeks at USA Games and with Special Olympics USA members up to three weeks for World Games
 - Athletes and/or Unified partners will not be allowed to stay with or travel with family members, guardians, local coaches, etc. to the advanced competition
 - Athletes and/or Unified partners will not have one-on-one supervision
 - Athletes and/or Unified partners must function as part of a team, including group living and follow coaching instructions from unfamiliar coaches

DIVISION GUIDELINES

- The primary focus of divisions is to provide quality, fair competition experiences for the athletes and Unified partners using ability as the primary way to division. Gender and age are secondary factors
 - When possible, less than a 20 percent spread within abilities within a division is used
- There may be divisions of one or two athletes with extremely high or low scores
- The goal, according to SOI division guidelines is to have three to eight athletes/teams in a division
- Special Olympics division guidelines state that the age groups for divisions are:
 - 8-11
 - 12-15
 - 16-21
 - 22-29
 - 30-50
 - 51+ (created by SOIA)
- Special Olympics division guidelines allow for the combining of individuals in consecutive age groups and/or gender into the same division if their ability levels are similar enough to provide fair and equitable competition
 - Alpine Skiing
 - Basketball Skills
 - Bocce Skills
 - Bowling
 - Cross Country Skiing
 - Cycling
 - Equestrian
 - Flag Football Skills
 - Golf – Unified
 - Snowshoeing

- Soccer Skills
- Softball Skills
- Speed Skating
- Swimming
- Tennis and Tennis Skills
- Combination of gender and/or consecutive age groups may occur when very low participation numbers exist in order to provide quality, competitive competition. When possible, sports that are **generally not** combined are:
 - Track & Field
 - Figure Skating
 - Gymnastics

Sport that does not allow, per the rules, for the combining of genders is:

 - Power Lifting
- The age groups for team sports and relays differ slightly from individual sports and are as follows:
 - Track & Field
 - 8-15
 - 16-21
 - 22+
 - Swimming Relays:
 - Junior (8-15)
 - Senior (16+)
 - Snowshoe, Soccer Team, and Speed Skating
 - Open
 - Basketball Team, Bocce, Cheerleading, Flag Football, Softball Team, and Volleyball:
 - Junior (8-21)
 - Senior (22+)
- Relay Categories
 - Co-ed – two female and two male
 - Female – four female
 - Male – four male, one male and three female, or three male and one female
 - Unified – two athletes, two Unified Partners (will not be divisioned by gender)



SECTION 8

SPORT

SPECIFIC

INFORMATION

ALPINE SKIING (DOWNHILL)

No qualifier required for state competition

Specific Division Age Requirements - Special Olympics division guidelines allow for the combining of individuals in consecutive age groups and/or gender into the same division if their ability levels are similar enough to provide fair and equitable competition.

Entries:

- Athletes may register for up to two individual competitive events during Alpine Ski competition. Athletes can choose to partake in the Alpine Ski Clinic should they be interested in improving their skills (athletes cannot be registered in any other alpine ski events)
- Please register new or inexperienced skiers in the clinic rather than downhill events
- Sundown Mountain requires a waiver for all athletes, coaches, chaperones and volunteers in order to participate. The waiver will be on the [Winter Games](#) page

Events:

- Giant Slalom (Beginner, Intermediate, and Advanced levels)
- Slalom (Beginner, Intermediate, and Advanced levels)
- Super Glide
- Clinic Glide
- Clinic (Non-competitive ski clinic for new and/or inexperienced athletes)

Athletes participating in Giant Slalom and/or Slalom Race Events should be rated as Beginner, Intermediate, or Advanced. Please review the following chart for rating purposes.

Alpine Skiing		
<p>Beginner (Type I) Bunny Hill & Sunshine Run</p> <ul style="list-style-type: none"> • Ski conservatively • Prefer slower speeds • Prefer easy, moderate slopes • Favor lower than average release/retention settings - this corresponds to an increased risk of inadvertent binding release in order to gain increased release ability in a fall • Type I settings apply to entry-level skiers uncertain of this classification 	<p>Intermediate (Type II) Green Run</p> <ul style="list-style-type: none"> • Ski moderately • Prefer a variety of speeds • Ski on varied terrain, including most difficult trails 	<p>Advanced (Type III) Black Run</p> <ul style="list-style-type: none"> • Ski aggressively • Normally ski at high speeds • Prefer steeper and more challenging terrain • Favor higher than average release/retention settings - this corresponds to decreased release ability in fall in order to gain a decreased risk of inadvertent binding release

Rules:

- The Official Special Olympics Sports Rules for Alpine Skiing shall govern all Special Olympics competitions and are based upon Federation Internationale de Ski (FIS) rules for Alpine Skiing found at <http://www.fis-ski.com/>. FIS or National Governing Body (NGB) rules shall be employed except when they are in conflict with the Official Special Olympics Sports Rules for Alpine Skiing. In such cases, the Official Special Olympics Sports Rules for Alpine Skiing shall apply. The

- Special Olympics Alpine Skiing Rules can be found on the [Winter Games](#) page of our website
- Per Special Olympics Rules competition in the Slalom and Giant Slalom will consist of two timed runs. The combined times of each run will determine the results for awards

Equipment:

- A ski helmet is required for all alpine ski events and ability levels including the Ski Clinic. Helmets are available for rent, at no cost during Winter Games, through the Sundown Mountain Resort
 - In order to improve safety, the USSA Alpine Sports Committee has confirmed that the regulations requiring the use of helmets for Giant Slalom, Super – G and Downhill that meet FIS standards will be mandatory.
 - USSA “Ski Helmet Regulations” are available at <http://ussa.org/alpine-programs/masters/rules>
 - Under the new regulations, helmets must bear a CE mark and conform to recognized and appropriate standards such as CEH.Din 1077, ASTM F2040, SNELL S98 or RS 98
 - A conformity label must be affixed to the helmets by the manufacturer in a non-removable way, at the back of the helmet, in a position where it is not covered by the goggle strap. The conformity label must contain the text “Conform to FIS Specifications RH 2013
 - Helmets must cover the head and ears. Helmets with spoilers or edges that stick out are not permitted. Protective features, such as chin guards on SL helmets are permitted. Soft ear protection is only permitted for helmets used in SL
 - Helmet mounted cameras are not allowed on helmets during official training or competition
- Whenever possible, athletes should provide their own ski helmets, skis, and poles. However, alpine skis are also available for rent, at no cost during Winter Games, through the Sundown Mountain Resort. Guidelines for ski length are below:

Choosing Ski Length Made Easy		
Skier Weight (lbs.)	Ski Length	Notes
Less than 105	180 cm	Add five cm for fast skiing on groomed slopes. Subtract five cm for skiing mostly in bumps, slow conservative skiing, and skiers 50 and older
105 – 125	185 cm	
125 – 145	190 cm	
145 – 165	195 cm	
More than 165	200 cm	
		For children: Beginners – elbow to shoulders Intermediate – chin to head Advanced – top of head and over

Competition:

- For non-clinic events athletes should practice and know how to ski prior to Winter Games. A beginner and intermediate clinic is available for athletes interested in learning to ski or gaining additional skills to participate in SOIA Alpine Skiing events. Please register new or inexperienced skiers in the clinic rather than downhill events
- Athletes must complete both runs at the competition to receive an award
- Map layout at Sundown for SOIA competition below

BASKETBALL SKILLS

Area competition required to qualify for state competition

Specific Division Age Requirements

Special Olympics division guidelines allow for the combining of individuals in consecutive age groups and/or gender into the same division if their ability levels are similar enough to provide fair and equitable competition.

Entries:

- Entry score for the athlete should be their best effort time/score

Events:

The athletes may choose to participate in **one** of the following events:

- Speed Dribble (Developmental, assisted and unassisted)
- Basketball Skills Level I

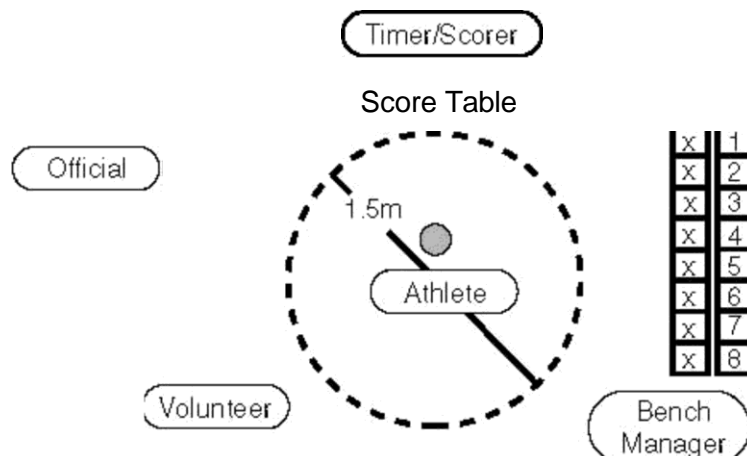
Rules:

- The Official Special Olympics Sports Rules for Basketball shall govern all Special Olympics competitions. As an international sports program, Special Olympics has created these rules based upon Federation Internationale de Basketball (FIBA) rules for basketball found at <http://www.fiba.com>. FIBA or NGB rules shall be employed except when they are in conflict with the Official Special Olympics Sports Rules for Basketball. In such cases, the Official Special Olympics Sports Rules for Basketball shall apply. The Special Olympics Basketball Rules can be found on the [Spring Classic](#) page of our website
- The Special Olympics Iowa Basketball Skills Committee will make all final decisions

Competition:

- Developmental Speed Dribble and Basketball Skills event descriptions to follow

Developmental Speed Dribble



- Equipment
 - Measuring tape
 - Floor tape or chalk
 - One basketball (for women's and 8–11-year-old age division competitions a smaller basketball which is 72.4 centimeters [28½ inches] in circumference and between 510–567 grams [18–20 ounces] in weight may be used)
 - Stopwatch
 - Counter
 - Whistle
- Set-up: Mark a circle with a 1.5 meter (4 feet 11 inches) diameter

Unassisted Rules:

- Athlete may use only one hand to dribble
- Athlete must either be standing or be sitting in a wheelchair or another type of chair with similar dimensions while competing
- Athlete starts and stops dribbling at the sound of the whistle
- There is a 60-second time limit imposed. The objective is to dribble the ball as many times as possible during this period
- Athlete must stay in the designated circle while dribbling
- If the basketball rolls out of the circle, it may be handed back to the athlete, who continues to dribble
- Scoring
 - Athlete receives one point per legal dribble within the 60 seconds
 - Counting stops and the event ends if the basketball rolls out of the circle for the third time

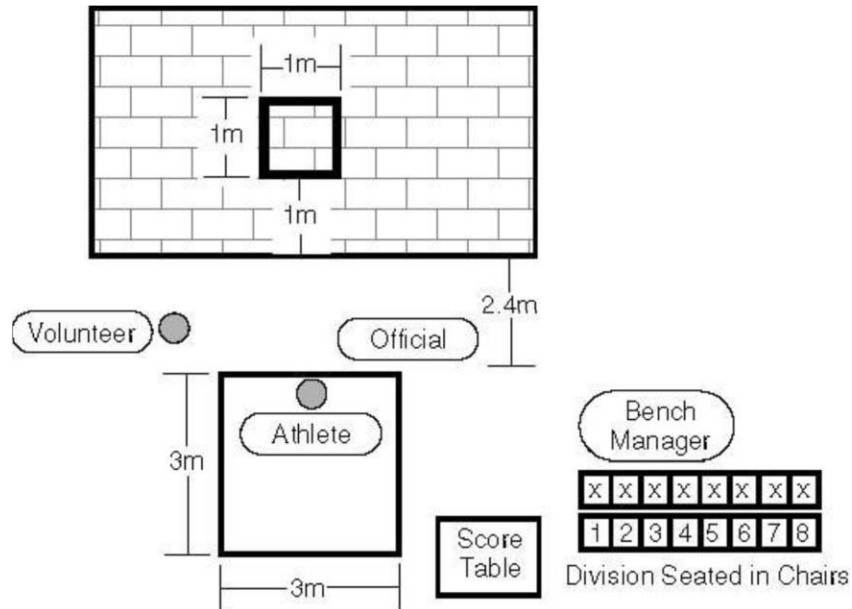
Assisted Rules

- Only for athletes that need assistance in maintaining a continued dribble
- Volunteer holds the ball at chair level and the athlete pushes ball towards the floor
- Volunteer retrieves ball and action is repeated
- Scoring
 - Athlete receives one point per assisted dribble within the 60 seconds

Basketball Skills Level One:

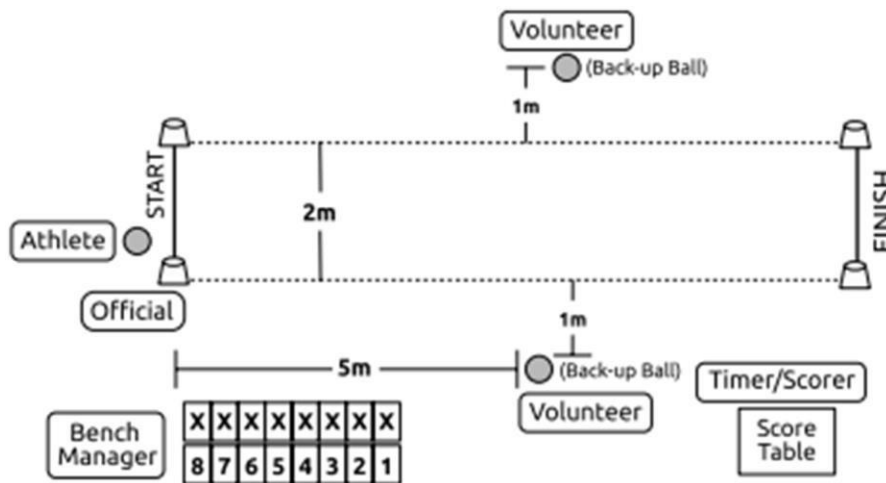
Three events make up Level 1 Individual Skills Competition: Target Pass, 10-Meter Dribble and Spot Shot. The athlete's final score is determined by adding together the scores achieved in each of these three events. Athletes will be in a division according to their total scores from these three events. Each event is diagrammed with the suggested number and placement of volunteers who will administer them. It is also suggested that the same volunteers remain at an event throughout the competition so that consistency is provided.

Event #1: Target Pass



- Purpose: to measure an athlete's skill in passing a basketball
- Equipment
 - Two basketballs (for women's and 8–11-year-old age division competitions, [28½ inches] flat wall, chalk or floor tape, and measuring tape
- Description
 - A one-meter (3 feet 3½ inches) square is marked on a wall using chalk or tape. The bottom line of the square shall be one meter (3 feet 3½ inches) from the floor
 - A three-meter (9 feet 9 inches) square will be marked on the floor 2.4 meters (7 feet) from the wall. The athlete must stand within the square. The leading wheel axle of an athlete's wheelchair may not pass over the line. The athlete is given five passes
- Scoring
 - The athlete receives three points for hitting the wall inside the square
 - The athlete receives two points for hitting the lines of the square
 - The athlete receives one point for hitting the wall but not in or on any part of the square
 - The athlete receives one point for catching the ball in the air or after one or more bounces while standing in the box
 - The athlete receives zero points if the ball bounces before hitting the wall.
 - The athlete's score will be the sum of the points from all five passes

Event #2: Ten-meter Dribble

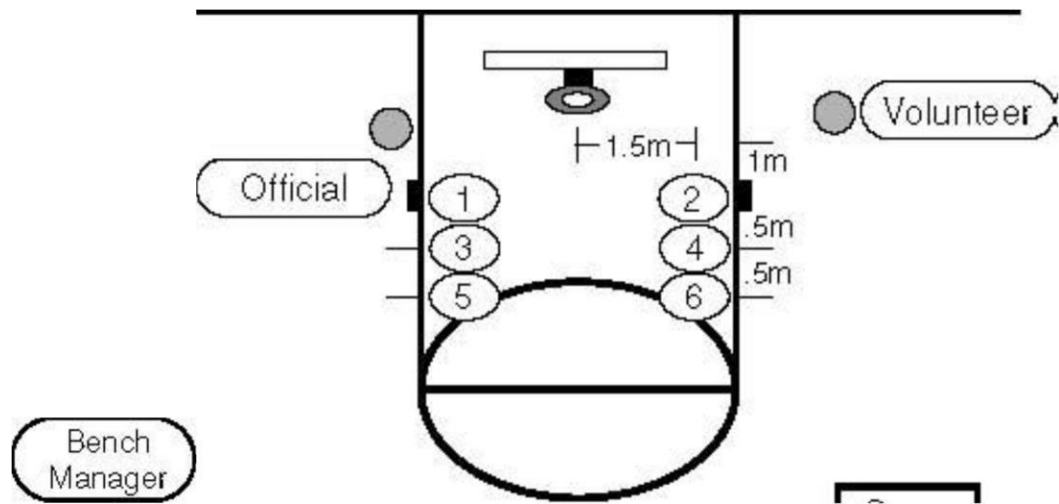


Conversion Chart Seconds Points

0–2 = 30 pts.
2.1–3 = 28 pts.
3.1–4 = 26 pts.
4.1–5 = 24 pts.
5.1–6 = 22 pts.
6.1–7 = 20 pts.
7.1–8 = 18 pts.
8.1–9 = 16 pts.
9.1–10 = 14 pts.
10.1–12 = 12 pts.
12.1–14 = 10 pts.
14.1–16 = 8 pts.
16.1–18 = 6 pts.
18.1–20 = 4 pts.
20.1–22 = 2 pts.
22.1 and over = 1 point

- Purpose: to measure an athlete's speed and skill in dribbling a basketball
- Equipment
 - Three basketballs (for women's and 8–11-year-old age division competitions, a smaller basketball [28½ inches], four traffic cones, floor tape or chalk, measuring tape and a stopwatch
- Description
 - The athlete begins from behind the start line and between the cones
 - The athlete starts dribbling and moving when the official signals
 - The athlete dribbles the ball with one hand for the entire 10 meters (32 feet 9 3/4 inches)
 - A wheelchair athlete must alternate, taking two pushes followed by two dribbles for legal dribbling
 - The athlete must cross the finish line between the cones and must pick up the basketball to stop the dribble
 - If an athlete loses control of the ball, the clock continues to run. The athlete can recover the ball. However, if the ball goes outside the two-meter lane, the athlete can either pick up the nearest back-up basketball or recover the errant ball to continue the event
- Scoring
 - The athlete will be timed from the signal "Go" to when he/she crosses the finish line between the cones and picks up the basketball to stop the dribble
 - A one-second penalty will be added every time the athlete illegally dribbles (e.g., two-hand dribbles, carries the ball, etc.)
 - The athlete will receive two trials. Each trial is scored by adding penalty points to the time elapsed and converting the total to points based on the Conversion Chart
 - The athlete's score for the event is his/her best of the two trials converted into points. (In case of a tie, the actual time will be used to differentiate places)

Event #3: Spot Shot



- Purpose: to measure an athlete's skill in shooting a basketball
- Equipment
 - Two basketballs (for women's and 8–11-year-old age divisions competitions, a smaller basketball [28½ inches], floor tape or chalk, measuring tape and a 3.05 meter (10 feet) regulation goal with backboard (a 2.44 meter [8 feet] goal may be used as an alternative)
- Description
 - Six spots are marked on the floor. Start each measurement from a spot on the floor under the front of the rim. The spots are marked as follows:
 - #1 & #2 = 1.5 meter (4 feet 11 inches) to the left and right plus 1 meter (3 feet 3½ inches) out
 - #3 & #4 = 1.5 meter (4 feet 11 inches) to the left and right plus 1.5 meter (4 feet 11 inches) out
 - #5 & #6 = 1.5 meter (4 feet 11 inches) to the left and right plus 2 meters (6 feet 6 3/4 inches) out
 - The athlete attempts two field goals from each of six spots. The attempts are taken at spots #2, #4 and #6, and then at spots #1, #3 and #5
- Scoring
 - For every field goal made at spots #1 and #2, two points are awarded
 - For every field goal made at spots #3 and #4, three points are awarded
 - For every field goal made at spots #5 and #6, four points are awarded
 - For any field goal attempt that does not pass through the basket but does hit either the backboard and/or the ring, one point is awarded
 - The athlete's score will be the sum of the points from all 12 shots
- Choosing hoop height
 - An athlete that can make a field goal using the regulation goal of 10 ft, they should do so
 - If an athlete cannot make a field goal on the 10 ft regulation goal, they will have the option to use an 8 ft goal as an alternative, as long as they can make an 8 ft goal
 - Athletes must compete on the same hoop that they use during practice

TEAM BASKETBALL 3 V 3 AND 5 V 5

Regional competition required to qualify for state competition

Specific Division Age Requirements

Junior (8-21)

Senior (22+)

Entries:

- Head coaches are to use the Basketball Skills Assessment form to determine each athlete ability level (on page 67)

Events:

The athletes may choose to participate in **one** of the following **traditional or unified** events:

- 3 v 3 Development Half court (junior or senior)
- 3 v 3 Competitive Half court (junior or senior)
- 5 v 5 Full court (Male, Female or Coed)
 - Regional Basketball 5 v 5 and half-court 3 v 3 competition
 - Entries are submitted to the State Office
 - Entries must be submitted on the form provided on the [Participation Forms](#) page of our website
 - Teams will compete in a regional tournament and **must qualify** to advance onto State level competition

Rules:

- The Official Special Olympics Sports Rules for Basketball shall govern all Special Olympics competitions. As an international sports program, Special Olympics has created these rules based upon Federation Internationale de Basketball (FIBA) rules for basketball found at <http://www.fiba.com>. FIBA or NGB rules shall be employed except when they are in conflict with the Official Special Olympics Sports Rules for Basketball. In such cases, the Official Special Olympics Sports Rules for Basketball shall apply. The Special Olympics Basketball Rules can be found on the [Spring Classic](#) page of our website
- The Special Olympics Iowa Basketball Committee will make all final decisions
- Coed 5 v 5
 - Two female athletes must be on court at all times
- Unified teams
 - Three athletes and two partners on the court
 - Each team shall have an adult non-playing coach responsible for the lineup and conduct of the team during competition

Equipment:

- Teams must use National Federation of State High School Association (NFSHSA) Basketball Equipment
- All players will wear normal basketball attire. Team shirts will be of the same solid color front and back. An identifying name may be placed horizontally on either (or on both) the front and back of the shirt
- Each team shirt shall be numbered on the front and the back with Arabic numerals of at least 20 centimeters (6-8 inches) high on the back and 10 centimeters (4 inches) high on the front and not less than two centimeters (3/4 inch) in width. All numbers are to be per NGB specifications

Competition:

General Basketball Guidelines for 5 v 5 - Officials and Their Duties

- Officials shall conduct the game in accordance with the rules
- Officials shall have the power to make decisions on any points not specifically covered in the rules
- The ball is put into play by the referee, who tosses up the ball between the two centers just above their heads; from then on, the alternate possession rule will apply
- The game shall be played in four quarters of eight minutes with an eight-minute intermission between halves
- A team will be entitled to four time-out periods of 60 seconds each during regulation play with one additional three-minute time-out for overtime
- In case of injury to any player, the referee will call an official time-out not charged to either team
- In Division II and below, a player may take two steps beyond what is allowable. However, if the player scores, “travels”, escapes the defense as a result of these extra steps, an advantage has been gained. A violation is called immediately
- Point of emphasis – It is a violation for a player to double dribble

Players and Substitutions

- Each team shall consist of five players. The composition of a team, including substitutes, may not exceed 10 players (team roster is 5 – 10 players)
- An initial roster must be submitted to the State Office. Any changes made during the season must be sent to the State Office
- Substitutions may be made any time the ball is dead. Substitutions will report to the scorer who will use the horn to notify the referee of the substitution

Scoring and Timing

- Scoring will follow NFSHSA Rules
- If the score is tied at the end of the second half, play shall continue without change of baskets for an extra period of three-minute stop time until the score is no longer tied. Overtime shall start with a jump ball, and then alternate position. If the score is tied at the end of overtime, a one-minute period will be played with a jump ball starting play
- Fouls - Athletes will only shoot free throws in technical fouls or if fouled when in the act of shooting. In addition to technical and in the act of shooting fouls we will be using the bonus shots. One and One free throws are allowed after six team fouls. After 10 team fouls, two shots will be allowed
- Three-point shot is legal and will count

Officiating 3 v 3 Basketball Divisioning Guidelines

- Games are 20 minutes or 20 points, all field goals are two points. No foul shots will be taken. If a player is fouled and makes the shot, they retain possession
- Start the game by flipping a coin, no jump ball
- Throw-in spot is at top of the key, all play starts at this point. On every new possession the player needs to clear the ball or a foot behind the foul line, if not, a violation occurs and the ball goes to the other team
- Each team is allowed two, one-minute time-outs
- The clock will stop in the last minute of play for any dead ball situation
- Overtime will consist of a three-minute overtime, with a flip of the coin for possession
- Out of bounds is the half court line, the sideline and end line
- A player can't score a basket for the other team
- You will do a lot of coaching and make very few violation calls. Don't call too many fouls unless they are blatant. 3 v 3 competition should be called like a Division II Male Team

Half-Court Basketball 3 v 3 Competition

The Goal

- Half-court basketball may be used as a means of increasing the number of teams for Special Olympics basketball competition
- Half-court basketball is a means of assisting athletes with lower ability levels progress to full court play
- Efforts must be made to play regulation team basketball whenever possible

Playing Area and Equipment

- Any half-court section of a basketball court may be used. The court will be bounded by the end line under the basket, two side lines, and the half-court line
- Each team must wear a uniform shirt. Team shirts shall be of the same solid color front and back. Each player shall be numbered on the front and back of the shirt with plain Arabic numbers of at 20 centimeters (6-8 inches) high on the back and 10 centimeters (4 inches) on the front and not less than two centimeters in width. All numbers are to be per NGB specifications

Players

- Team roster will have between three - six athletes
- Half-court Basketball is a game of 3 v 3. Each team must start the game with three players or forfeit the game

Scoring, Timing and Penalties

- The game will be played for 20 minutes or until one team scores 20 points. A made field goal counts two points, unless attempted from the three-point goal area, when it counts three points. The exception is field goals made on courts without a marked three-point line where all field goals will then count as two points
- There will be a running clock applied until the final minute of regulation play. During this time, the clock will stop for all dead ball situations (e.g. fouls, violations, field goals, and time-outs)
- The game will start with a flip of a coin for possession. There is no jump ball. All jump balls will be administered by alternate possession starting with the team that wins the flip of the coin
- The winning team is the first team to make 10 field goals (20 points) or the team with the highest score after the 20 minute game
- If overtime is required due to a tie at the end of regulation play, it will begin with a flip of a coin for possession. A one-minute intermission will follow regulation play and each overtime period. The amount of time for an overtime period is three minutes. The clock will stop during the last minute of overtime for all dead ball situations
- A foul is an infraction of the rules involving personal contact with an opponent or unsportsmanlike behavior. It is charged against the offender

- On all fouls (personal, common, technical), the offended against team will get possession of the ball at the designated spot behind the foul line extended and within the restraining circle at the top of the key. If a player is fouled in the act of shooting and makes the basket the field goal is credited. The offended against team also retains possession of the ball. In all cases, no free throws will be awarded or attempted. Fouls are tracked in 3 v 3 competitive. Players may receive a maximum of three fouls
- There are no individual or team foul limits in the developmental competition. However, misconduct will result in a warning to the player and coach. Continual misconduct or flagrant and intentional fouling will result in player dismissal. Athletes competing in the Competitive 3 v 3 basketball competition will be assessed fouls. A foul limit of three will be utilized. Any athlete receiving a third foul in a game will foul out of that game
- An offensive player, including the shooter, may remain in the free throw lane for only three seconds. The penalty for his infraction is loss of possession
- A player making a throw-in shall have five seconds to release the ball. The penalty for taking more than five seconds shall be loss of possession

Officiating Team Basketball 5 v 5 Division Guidelines

- The divisions and some general guidelines for calling each division are listed below. The SOIA goal is to have consistent calling of each division

Division I Adult Male

- Players should possess an excellent overall understanding of the game and a mastery of the basic fundamentals of basketball. Fouls should be called from the start of the game, to set the tone. These games will be very physical. Any swearing is an automatic technical foul. Call double dribbling, traveling, and up and down as normal. Give them a break on three seconds rule.

Division II Adult Male and Division Junior Male

- Players have a general understanding of the game. Referees will need to do a little coaching. Tell players where to stand, point out the out of bounds lines, etc. Call most fouls but not all of them. You will see a lot of different dribbling styles. Use your discretion. Give them a couple steps on traveling as long as they don't gain an unfair advantage. Probably won't call many three seconds calls the athletes never move from the lane

Unified Division

- Unified teams will only play Unified teams for medaling purposes. In the scenario that there are not enough Unified teams, exhibition games will be offered against traditional Special Olympics teams. The teams will still be medaled in separate divisions.
- Three athletes and two partners on the court
- Each team shall have an adult non-playing coach responsible for the lineup and conduct of the team during the competition.

Special Olympics – Basketball Team Skills Assessment for Individuals

Name _____ Role (check one) _____ Athlete _____ Unified Sports partner
Jersey Number _____ Coach's Name _____
Team Name _____ Evaluator's Name _____
Delegation Name (local program) _____ Date of Evaluation _____

Special Olympics – Basketball Team Assessment for Individuals

A. Ball Handling (select the statement and score (#) below which best represents the skill level of the athlete in this area)

- Has difficulty dribbling and catching ball (2)
- Possesses some ball handling skills, but they are very limited (3)
- Can control ball with dominant hand only (4)
- Can control ball with both hands (5)
- Has ability to go either direction on the dribble (6)
- Has ability to beat defender regularly with dominant hand (7)
- Has ability to beat defender regularly with either hand (8)

SCORE _____

B. Passing (select the statement and score (#) below which best represents the skill level of the athlete in this area)

- Has difficulty completing a pass/short pass to a teammate (2)
- Can sometimes make a pass to an open teammate with token pressure (3)
- Can only complete a pass to teammate after looking directly at him/her (4)
- Has ability to choose best type of pass (bounce, chest, skip, other) (5)
- Has ability to consistently complete a no look or quick pass to an open teammate (6)
- Controls game with ability to complete an advanced pass (no look/snap pass) to open player when they are in good position (8)

SCORE _____

C. Movement (select the statement and score (#) below which best represents the skill level of the athlete in this area)

- Maintains a stationary position; does not move toward a loose ball (2)
- Moves only 1-2 steps toward ball or opponent (3)
- Moves toward ball; but reaction time is slow and only in a limited area of the floor (4)
- Movement permits adequate court coverage (5)
- Good court coverage; reasonably aggressive (6)
- Exceptional court coverage; aggressive anticipation (8)

SCORE _____

D. Game Awareness (select the statement and score (#) below which best represents the skill level of the athlete in this area)

- Sometimes confused on offense and defense; may shoot at wrong basket (2)
- Can play in fixed position as instructed by coach; may go after an occasional loose ball (3)
- Limited understanding of the games and can make some offensive and defensive decisions when prompted (4)
- Moderate understanding of the game, some offensive and defensive decisions and can occasionally fast break (6)
- Advanced understanding of the game and mastery of basketball fundamentals (8)

SCORE _____

E. Shooting (select the statement and score (#) below which best represents the skill level of the athlete in this area)

- Periodically can make an uncontested lay-up (2)
- Can make shots inside the lane (3)
- Can make shots inside the lane and occasionally attempts a mid-range jump shot (4)
- Can put same mid-range jump shots and will attempt shots beyond 15' (6)
- Has excellent shooting form and makes shots from all ranges on the court (8)

SCORE _____

F. Rebounding (select the statement and score (#) below which best represents the skill level of the athlete in this area)

- No understanding of rebounding positions or principles, often beaten to a missed shot (2)
- Gets rebounds only when they land directly where they are standing (3)
- Goes after loose balls within 3 to 4 steps (4)
- Aggressively goes after rebounds, gets many (6)
- Exceptional ability to get missed shots on both sides of the basket and either side of the court (8)

SCORE _____

BOCCE SKILLS

No qualifier required for state competition – Thursday competition at Summer Games

Specific Division Age Requirements

Special Olympics division guidelines allow for the combining of individuals in consecutive age groups and/or gender into the same division if their ability levels are similar enough to provide fair and equitable competition.

Entries:

- Entry form submitted to the State Office
- May enter in one of the following events
 - Skills Level 1 – 10 Feet
 - Skills Level 2 – 20 Feet
- The three closest balls from three rounds are added together for one grand total to put on entry form

Skills Level 1 – 10 Feet

From Distance	1 st Closest	2 nd Closest	3 rd Closest	Total in Centimeters
Round 1				
Round 2				
Round 3				
			GRAND TOTAL:	

Skills Level 2 – 20 Feet

From Distance	1 st Closest	2 nd Closest	3 rd Closest	Total in Centimeters
Round 1				
Round 2				
Round 3				
			GRAND TOTAL:	

Rules:

- The field will be:
 - 12' x 16' for Skills Level 1 – 10'
 - 12' x 26' for Skills Level 2 – 20'
- The pallina will be placed on the proper target line for each athlete
- Each athlete will deliver the bocce balls from behind the starting line
- The bocce ball must be rolled, tossed, etc., in an underhanded style
- An athlete may use a ramp
- Each athlete will roll eight bocce balls per round (three rounds per game)
- Each athlete in the division will play a round before playing the next round
- A bocce ball that stops completely outside of the playing field will be considered a dead ball and a score of 600 cm will be given if no balls are closer to the pallina
 - Skills Level 1, if the ball goes past the 16-foot line or out of bounds a score of 600 cm is given
 - Skills Level 2, if the ball goes past the 26-foot line or out of bounds a score of 600 cm is given
- Measurements will be taken after all eight bocce balls have been rolled
- If the pallina has been hit with a bocce ball and moved, all measurements will be taken from

where the pallina lies after all eight balls have been thrown


Measurements:

- All measurements will be made from the center side of the pallina to the center side of the bocce ball
- All measurements will be recorded in centimeters: example 45 cm or 156 cm.

Scoring:

- The measurements will be recorded on the bocce skills score sheet
- A game will consist of three rounds
- The total distance from the game is recorded in centimeters
- The athlete with the lowest total score after a game (three rounds) will be awarded first place and the athlete with the next lowest score will be awarded second place and so on

Bocce Skills layout



BOCCE

Team – No qualifier required for state competition – Thursday competition at Summer Games

Singles – No qualifier required for state competition – Friday competition at Summer Games

Specific Division Age Requirements

Junior (8-21)

Senior (22+)

Gender is mixed

Entries:

- Entry form must reflect Traditional, Ramp, or Unified for teams and use of wheelchair or walker
- The modified game procedure below will provide a score that will help place the athletes in the most equitable division possible
 - Each athlete should play three modified games, called a set. The athletes should alternate from each end of the court and play the following allotted balls, the athlete should not surpass the foul line. If the pallina is moved from its mark, return it before the next bocce ball is played
 - The volunteer should place the pallina at the 30-foot line and the player should play eight balls. The volunteer will measure the closest three balls and record their distance in centimeters
 - The volunteer will then place the pallina at the 40-foot line and the player should play eight balls. The volunteer will measure the closest three balls and record their distance in centimeters
 - The volunteer will then place the pallina at the 50-foot line and the player should play eight balls. The volunteer will measure the closest three balls and record their distance in centimeters
 - Measurements will be taken from the center side of the bocce ball to the center side of the pallina for a total of nine measurements
 - All measurements are in centimeters
 - Total the nine measurements and place this number on the entry form under modified game score

From Distance	1 st Closest	2 nd Closest	3 rd Closest	Total in Centimeters
30 feet				
40 feet				
50 feet				
			GRAND TOTAL:	

Events:

The following events will be offered in bocce competition:

- Singles
- Ramp Team
 - **All** athletes use a ramp
- Traditional Team
 - Team may have up to three athletes using a ramp
- Unified Team (two athletes and two Unified partners)

Rules:

- The International Federation for Bocce is Special Olympics Inc. and therefore the Official Special Olympics Sports Rules for Bocce shall govern all Special Olympics competitions. Special Olympics Bocce Rules can be found on the [Summer Games](#) page of our website
- If an athlete or Unified partner/team arrives after the first game has begun, they will have to sit out and forfeit the first game. The athlete or Unified partner/team will be allowed to play the second game
- Athletes and Unified partners must wear closed toe shoes during competition, or they will be ineligible to play

Competition:

- Team - if one athlete or Unified partner is unable to compete the day of competition, the team will have two options:
 - The athlete or Unified partner may be replaced with another athlete or Unified partner so long as the category does not change and they were already registered for bocce
 - For example: junior team must remain a junior team
 - Remove one ball from play and still have at two athletes and one Unified partner
- Games at competition will be 30 minutes for teams and 20 minutes for singles
- State office may have a ramp at competition to use but teams are encouraged to provide their own ramp
 - A bocce ramp may be requested from the State Office

BOWLING

Area competition required to qualify for state competition

Specific Division Age Requirements

Special Olympics division guidelines allow for the combining of individuals in consecutive age groups and/or gender into the same division if their ability levels are similar enough to provide fair and equitable competition.

Entries:

- Entry scores for the athlete will need to include an average of 10 games (minimum)

Events:

- An athlete may compete in one event. The oldest person on a team determines the age group for competition
- Ramp Assisted (RA) singles
- Ramp Unassisted (RU) singles
- Singles
- Doubles – two athletes
- Unified Doubles – one athlete and one Unified partner
- Team – four athletes
- Unified Team – two athletes and two Unified partners

***Ramp bowlers in doubles or team - all bowlers must use ramp to be considered a ramp division**

Rules:

- The Official Special Olympics Sports Rules for Bowling shall govern all Special Olympics competitions. As an international sports program, Special Olympics has created these rules based upon Federation Internationale des Quilleurs (FIQ) Rules as well as World Tenpin Bowling Association (WTBA). FIQ, WTBA or NGB rules shall be employed except when they are in conflict with the Official Special Olympics Sports Rules for Bowling. In such cases, the Official Special Olympics Sports Rules for Bowling shall apply. You can find the Special Olympics Bowling Rules on the [Bowling](#) page of our website
- All athletes and Unified partners will play two games
- Athletes will alternate lanes except for ramp assisted and unassisted
- Athletes are responsible for providing a ramp for practice and area competition **(the State Office will provide ramps for state singles competition, athletes using ramps for doubles or teams are to provide their own ramps)**
- A ramp bowler will bowl five frames consecutively on one lane
- Score is calculated by adding game one and game two

Competition:

- Ramp Assisted (RA) and Ramp Unassisted (RU)
 - RA – A volunteer may place the bowling ball on the ramp and **may** help position the ramp
 - RU – A volunteer may place the bowling ball on the ramp but **may not** help position the ramp. The athlete will position the ramp on his/her own
 - Two games played
- If an athlete or Unified partner arrives after the first game has begun, they will sit out and receive a zero for first game. The athlete or Unified partner will be allowed to play the second game
- If an athlete or Unified partner leaves before the end of the game, the score is what the athlete or Unified partner has at the time he/she leaves and a participation medal is given
- If an athlete on a doubles scratches, the other athlete is still allowed to participate
 - Score will be determined by the athlete that bowls
 - For a unified double, if the athlete scratches, the Unified partner will have to scratch
 - If athlete qualifies for state competition, the doubles athlete will be moved to singles
- If an athlete on a team scratches, the team will be allowed to participate as a team of three
 - Score will be determined by the athletes that bowl
 - If team qualifies for state competition, only those that bowled at the area tournament will advance
 - If team qualifies for state competition and only two athletes participated, they will be moved to doubles
- Bowling tournament is an area tournament with the winners advancing to the State Bowling Tournament to be held in Cedar Rapids, Des Moines, Omaha and Waterloo, typically in November
- **State Competition** – areas to bowl in specific locations
 - Cedar Rapids: East, East Central and Southeast Areas
 - Des Moines: Central, South Central and West Central Areas
 - Omaha: Northwest and Southwest Areas
 - Waterloo: North, Northeast, and North Central Areas
- There should be no smoking or consumption of alcohol at the competition sites
- No coach or parent will be allowed on the lane to help their athlete

CHEERLEADING – CHEER AND DANCE

No qualifier required for state competition

Specific Division Age Requirements

Determined by the following with no gender distinction:

Size:

- Individual
- Small (2-8)
- Large (9-16)
- No group should be larger than 16 participants for safety reasons

Age:

- Junior (8-21)
- Senior (22+)
- Oldest person on a squad or team determines the age group

Ability:

- Team Non-Mount & Non-Tumble
- Team Mount & Tumble
- Unified Team

Unified Team – the number of Special Olympics Unified Partners must NOT exceed the number of athletes.

Events:

- An athlete may participate in either Cheer **OR** Dance category.
- **Cheer**
 - Individual
 - Traditional and Unified
 - Beginner or Advanced
 - Junior (8 - 21) and Senior (22+)
 - Small and Large Teams (size determined by number of team members)
- **Dance**
 - Individual
 - Traditional and Unified
 - Beginner or Advanced
 - Junior (8 - 21) and Senior (22+)
 - Small and large teams (size determined by number of team members)

Rules:

- May be obtained on the SOIA website under the [Spring Classic](#) page
- Rules are specific to Special Olympics Iowa only
- If a cheer squad or dance team needs additional help from an assistant with their stunts, you must fill out a Special Privilege form and turn it in with your registration. Assistants shall be dressed in contrasting attire compared to official team members. For example, assistants shall wear a dark T-shirt and pants in contrast to the athlete's lighter colored uniform (or vice versa).

Attire:

- Uniforms
 - Team members must wear outfits alike in style and color
 - All team members must have athletic shoes with a non-marking sole
 - No boots may be worn
 - Pants, shorts, skorts or skirts must be at least mid-thigh and/or knee in length
 - No slit allowed in skorts, shorts, or skirts
 - Briefs or bloomers must be worn with all skirts
 - Tank-top, collared shirts or T-shirts (no pockets)
 - No halter tops or spaghetti straps will be permitted
 - Straps must be at least 1" wide
 - Apparel must cover the midriff at all times
 - Jewelry must be removed and may not be taped over
 - No jewelry of any kind including ear, nose, tongue, belly button and facial rings, clear plastic jewelry, bracelets, necklaces, stickers, glitter, or artificial nails
 - No pins on uniforms
 - **ONLY** exception is medical ID tags/bracelets and temporary tattoos are allowed
 - Hair should be out of the face and secured
 - No gum allowed

Competition:

- If at any time during the competition, the number of Unified partners exceeds the number of athletes, the squad and/or team will compete for participation medal only. There will be **NO** exceptions to this rule
- Registration forms will not be accepted without the proper ratio of athletes and Unified partners
- Coaches Box
 - Two coaches will be allowed to coach the squad or team from the coaches box
 - Coaches must remain inside the box
 - You may not be in front of the judges table or on the floor
 - It is not required to have a coach in the coaches box for either cheer or dance
 - Encourage teams to be as independent as possible
- Performance space should measure at least 40' X 25', floor will be outlined with blue tape on the day of competition

Cheer Competition

- There is no music allowed
- Pompoms, signs, and megaphones are the only props allowed
- A squad must perform two different cheers
- Having a five second pause between cheers will help judges identify where one cheer ends and the other cheer begins
- Beginner – team non-mount and non-tumble
 - Must perform at least one jump and one kick by at least one athlete
- Advanced – team mount and tumble
 - Must perform at least one jump and one kick along with at least one tumble, stunt, or pyramid by at least one athlete
- Unified Team

- Time
 - The performance time includes changes in signs, pompoms and megaphones
 - Judging and timing will start with the first word
 - If you have an entrance cheer, it will count towards one of your cheers
 - Allowed three minutes

Dance Competition

- A team must perform **two** different dance routines to **two** different songs
- Sound effects are allowed but actual cheers are not
- Flags, banners, signs, pompoms, megaphones and pieces of cloth are the only props allowed. Props with poles or similar support apparatus may not be used in conjunction with any kind of stunt or tumbling. All props must be safely discarded out of harm's way (example: throwing a hard sign across the outlined competition floor from a stunt is not allowed). Any uniform piece purposefully removed from the body and used for visual effect will be considered a prop once it is removed from the body
- Beginner – Team non-mount and non-tumble
 - Must perform at least one jump and one kick by at least one athlete
- Advanced – Team mount and tumble
 - Must perform at least one jump and one kick along with at least one tumble, stunt or pyramid by at least one athlete
- Unified Team
- Time
 - A team has a **maximum** performance time of two minutes and 30 seconds
 - Time will begin once the music starts
- Music
 - Must be suitable for family listening and be free of vulgar and/or inappropriate language
 - **Must be on a flash drive or mobile format (phone, tablet, etc.)**
 - All music recordings mixed together in routines should be properly licensed and written confirmation of such license should be available upon request. Under U.S. copyright law, music is not permitted to create a re-mix, mash-up or medley without proper written authorization from the copyright owners
 - Hand signals from the coach in the coaches box will be used to indicate to the volunteer when the music should start and stop
 - Music must be ready to start once the volunteer pushes play
 - Time will not be allotted for a team's music to be fast forwarded

General Guidelines:

- **Team Non-Mount and Non-Tumble – Beginner**
 - There are no tumbling, stunts, or mounts allowed in this level. Only jumps and kicks are allowed
- **Team Mount and Tumble – Advanced**
 - Tumbling, stunts, and pyramids are allowed along with jumps and kicks
- **Base**
 - The bottom person of a partner stunt or pyramid who is in contact with the ground
- **Cheer**
 - Long phrase that involves motions, stunts, jumps, and/or tumbling. Cheers can resemble a song that has a beginning, middle and end
- **Dance**
 - A routine performed to music with no verbal chants, cheers, etc. May incorporate props, pompoms, gymnastics, and/or stunts

- **Flyer**
 - The flyer (top person) of a partner stunt or pyramid
- **Front Leg Kick**
 - Step left or right and kick opposite foot to the front with arms extended straight over head
- **Jump**
 - A spring from one or both feet with landing on one or both feet
- **Motions**
 - Movements using straight and/or diagonal arms; in combination with head/foot movements
- **Partner Stunts**
 - Any type of stunt that uses two persons and one of those persons is using the other person for support
- **Performance Surfaces**
 - Use of mini-tramps, springboards, spring-assisted floors or any height-increasing apparatus is illegal for use during performances and competitions
- **Practice Surfaces**
 - Practice sessions must be held in a location suitable for spirit activities, appropriate surface area, reasonably free of obstruction and excessive noise
- **Props**
 - Any type of pompoms, signs, megaphones, etc.
- **Spotter**
 - A person that assists with any tumbling move or who is responsible for assisting or catching the top person. A spotter does not provide primary support to another person. The spotter must spot the climber until the climber returns safely on the ground
- **Stunt/Mount**
 - Any skill in which a top person is supported above the performance surface by one or more person. Can only be 1½ persons high; also known as a stunt. All stunts above floor level must have a back spotter
- **Thigh Stand**
 - Limited to two person high. “Two high” is defined as the base (bottom person) having at least one foot on the ground and one on the climber
- **Tumbling/Gymnastic**
 - Any type of individual or partner stunt performed other than jumps and motions’ such as mounts, splits, rolls, cartwheels and handsprings

CHEER SCORESHEET – BEGINNER

Squad Name _____

Division - Beginner - Traditional _____ Unified _____

Judge's Signature: _____



PERSONAL APPEARANCE & UNIFORM		Possible Score	Squad Score
A.	Hair-neat	5	
B.	Uniforms - pressed and clean	5	
C.	Appropriate length for bottoms and tops	5	
D.	Jewelry (none)	5	
SUB TOTAL		20	

CHEER		Possible Score	Squad Score
A.	Clarity/Loudness	5	
B.	Pep/Enthusiasm	5	
C.	Poise/Confidence	5	
D.	Creativity	5	
SUB TOTAL		20	

HIGH V / LOW V		Possible Score	Squad Score
A.	High V/Low V	5	
B.	High V - Straight Arms	5	
C.	High V - Position	5	
D.	Low V - Straight Arms	5	
E.	Low V - Position	5	
SUB TOTAL		25	

LEG KICK(S) / JUMP(S)		Possible Score	Squad Score
A.	Straight Arms Overhead	5	
B.	Legs Extension	5	
C.	Height of Kick(s)/Jump(s)	5	
D.	Toes Pointed	5	
SUB TOTAL		20	

PENALTY POINTS (to be removed from total)		Possible Score	Actual Score
A.	One (1) short cheer	-5	
B.	Three (3) or more cheers	-5	
C.	No jump(s) or kick(s) - (must be one (1) of each)	-10	
D.	Exceeds the three (3) minute maximum performance	-5	
TOTAL PENALTY POINTS		-25	

SCORE SHEET TOTALS		Possible Score	Actual Score
A.	Total Score	85	
B.	Penalty points deducted	-25	-
CHEER TOTAL			

Comments:

7/30/2017

CHEER SCORESHEET – ADVANCED

Squad Name _____

Division - Advanced - Traditional _____ Unified _____

Judge's Signature: _____



PERSONAL APPEARANCE & UNIFORM		Possible Score	Squad Score
A.	Hair-neat	5	
B.	Uniforms - pressed and clean	5	
C.	Appropriate length for bottoms and tops	5	
D.	Jewelry (none)	5	
SUB TOTAL		20	

CHEERLEADING SKILLS		Possible Score	Squad Score
A.	Variation of Motions	5	
B.	Timing and Rhythm	5	
C.	Voice	5	
D.	Spacing	5	
E.	Formation Changes	5	
SUB TOTAL		25	

COMPOSITION AND PRESENTATION		Possible Score	Squad Score
A.	Degree of Difficulty	10	
B.	Incorporation of tumbling, stunts, pyramids	5	
C.	Safety Techniques	5	
D.	Pep and Enthusiasm	5	
E.	Facial Expression	5	
F.	Poised and Confidence	5	
G.	Originality	5	
SUB TOTAL		40	

LEG KICK(S) / JUMP(S)		Possible Score	Squad Score
A.	Straight Arms Overhead	5	
B.	Legs Extension	5	
C.	Height of Kick(s) / Jump(s)	10	
D.	Number of Kick(s) / Jump(s)	10	
E.	Toes Pointed	5	
SUB TOTAL		35	

PENALTY POINTS (to be removed from total)		Possible Score	Actual Score
A.	One (1) short cheer	-5	
B.	Three (3) or more cheers	-5	
C.	No jump(s) or kick(s) - (must be one (1) of each)	-10	
D.	No tumbling, stunts or pyramid -(must be a total of one (1))	-10	
E.	Exceeds the three (3) minute maximum performance	-5	
TOTAL PENALTY POINTS		-35	

SCORE SHEET TOTALS		Possible Score	Actual Score
A.	Total Score	120	
B.	Penalty points deducted	-35	-
CHEER TOTAL			

Comments:

7/30/2017

DANCE SCORESHEET – BEGINNER

Dance Team Name _____
 Division - Beginner - Traditional _____ Unified _____
 Judge's Signature: _____



PERSONAL APPEARANCE & UNIFORM		Possible Score	Dance Score
A.	Hair-neat	5	
B.	Uniforms - pressed and clean	5	
C.	Appropriate length for bottoms and tops	5	
D.	Jewelry (none)	5	
SUB TOTAL		20	

PROJECTION		Possible Score	Dance Score
A.	Spirit	5	
B.	Enthusiasm	5	
C.	Eye Contact	5	
D.	Poise	5	
E.	Appropriate Music	5	
SUB TOTAL		25	

COMPOSITION AND PRESENTATION		Possible Score	Dance Score
A.	Technique (motions, precision, sharpness)	5	
B.	Effective Incorporation (use of props and costumes)	5	
C.	Overall impression (difficulty, showmanship, flow, variety)	10	
D.	Perfection of Routine (lack of mistakes, knowledge of routine)	10	
E.	At least one (1) jump(s) <u>and</u> one (1) kick(s)	5	
SUB TOTAL		35	

PENALTY POINTS (to be removed from total)		Possible Score	Actual Score
A.	One (1) dance to two (2) songs	-5	
B.	One (1) dance to one (1) song	-5	
C.	Exceeds two (2) dances and two (2) songs	-5	
D.	Exceeds the 2:30 seconds maximum performance	-5	
TOTAL PENALTY POINTS		-20	

SCORE SHEET TOTALS		Possible Score	Actual Score
A.	Total Score	80	
B.	Penalty points deducted	-20	-
DANCE TOTAL			

Comments:

DANCE SCORESHEET – ADVANCED

Dance Team Name _____

Division - Advanced - Traditional _____ Unified _____

Judge's Signature: _____



PERSONAL APPEARANCE & UNIFORM		Possible Score	Dance Score
A.	Hair-neat	5	
B.	Uniforms - pressed and clean	5	
C.	Appropriate length for bottoms and tops	5	
D.	Jewelry (none)	5	
SUB TOTAL		20	

PROJECTION		Possible Score	Dance Score
A.	Spirit	5	
B.	Enthusiasm	5	
C.	Eye Contact	5	
D.	Poise	5	
E.	Appropriate Music	5	
SUB TOTAL		25	

COMPOSITION AND PRESENTATION		Possible Score	Dance Score
A.	Technique (motions, precision, sharpness)	10	
B.	Effective Incorporation (use of props and costumes)	5	
C.	Overall impression (difficulty, showmanship, flow, variety)	10	
D.	Perfection of Routine (lack of mistakes, knowledge of routine)	15	
E.	At least one (1) jump(s) <u>and</u> one (1) kick(s)	10	
E.	At least one (1) tumble, stunt or pyramid	5	
SUB TOTAL		55	

PENALTY POINTS (to be removed from total)		Possible Score	Actual Score
A.	One (1) dance to two (2) songs	-5	
B.	One (1) dance to one (1) song	-5	
C.	Exceeds two (2) dances and two (2) songs	-5	
D.	Exceeds the 2:30 seconds maximum performance	-5	
TOTAL PENALTY POINTS		-20	

SCORE SHEET TOTALS		Possible Score	Actual Score
A.	Total Score	100	
B.	Penalty points deducted	-20	-
DANCE TOTAL			

Comments:

7/30/2017

CROSS COUNTRY SKIING

No qualifier required for state competition

Specific Division Age Requirements

Special Olympics division guidelines allow for the combining of individuals in consecutive age groups and/or gender into the same division if their ability levels are similar enough to provide fair and equitable competition.

Entries:

- Registration forms may be found on the [Winter Games](#) page

Events:

- Athletes may register for up to two events and one relay
 - 100M
 - 500M
 - 1K

Rules:

- The Official Special Olympics Sports Rules for Cross-Country Skiing shall govern all Special Olympics competitions and are based upon Federation Internationale de Ski (FIS) rules for cross-country skiing found at <http://www.fis-ski.com/>. The Special Olympics Cross Country Skiing Rules can be found on the [Winter Games](#) page of our website

Equipment:

- Athletes can check out cross country skis and equipment, at no cost during Winter Games. However, whenever possible, athletes should provide their own equipment. Guidelines for equipment sizes are below:

Information for selection of Ski Equipment and Size				
Cross Country Equipment Conversion Needs				
Boots		Skis		
Size	European	Height/Feet	Ski Length	
Children 10	27-28	3.5 to 4.0	120	
Children 12-13	30-31	4.1 to 4.3	150	
Adult 1-2	33-34	4.4 to 4.6	160	
Adult 3-4	35-36	4.7	170	
Adult 5-5.5	36	4.8 to 5.1	170-180	
Adult 6-6.5	37-38	5.2 to 5.4	190-195	
Adult 7-7.5	39-40	5.5 to 5.8	200-205	
Adult 8-8.5	42	5.9 to 6.2	205	
Adult 9-9.5	43	6.1 to 6.6	210	
Adult 10-10.5	44-45			
Adult 11-11.5	45-46			
Adult 12-12.5	47			
Adult 13-13.5	48			
		Poles		
		Height/Feet	Inches	Pole Length
		3.0	36	80-110
		3.5	41	100-105
		4.0	48	105-120
		4.5	54	125-135
		5.0	60	135-150
		5.5	66	150-170
		5.8	69.5	170-180
		6.0	72	180-190
		6.2	74	190-200
<p>To measure ski length: Ski should reach mid-palm when hand is straight overhead (Longer ski for heavier skier, a lighter person may prefer a shorter ski)</p> <p>To measure pole length: Pole length should reach stretched arm straight out parallel to the floor, or from floor to person's armpit (12 inches less than skier's height)</p>				

CYCLING

No qualifier required for state competition

Specific Division Age Requirements

Special Olympics division guidelines allow for the combining of individuals in consecutive age groups and/or gender into the same division if their ability levels are similar enough to provide fair and equitable competition.

Events:

- An athlete may choose up to two events
- Athletes in modified events **may not** enter other events
 - 250M Modified Trial
 - 250M Trial
 - 1K Modified Trial
 - 1K Trial
 - Unified Trial 1K
 - 5K Modified Trial
 - 5K Trial
 - Unified Trial 5K
 - 10K Trials

Rules:

- The Official Special Olympics Sports Rules govern all Special Olympics Cycling competitions. As an international sports program, Special Olympics has created these rules based upon Federation International de Amateur Cycling (FIAC) and National Governing Body Rules for Cycling. FIAC or National Governing Body Rules shall be employed except when they are in conflict with the Official Special Olympics Sports Rules. In such case, the Official Special Olympics Rules shall apply. You can find the Special Olympics Cycling Rules on the [Summer Games](#) page of our website
- A time trial consists of an individual racing against the clock
- Competitors should depart every 30 seconds for all time trials
- The Modified Bicycle Time Trials can be offered only to athletes who are unable to ride a two wheeled bicycle
- The competitors must wear their entry number on the front of their shirt
- Prior to the race, competitors should have the opportunity to walk or ride their bicycles through the course
- The race shall be declared finished when the front tire of the competitors bicycle crosses the finish line
- Unified trials can consist of either riding tandem or slowest of the two timed partner

Equipment:

- Cyclists are required to wear helmets and gloves during training and competitions. Helmets must meet the safety standards of the United States National Governing Body for Cycling. Gloves are also required
- All bicycles must be inspected prior to training and competition sessions to ensure they meet the safety standards set by the United States National Governing body for Cycling. When a modified bicycle not covered under NGB rules is being used, it is the race director's responsibility to determine the bicycle's suitability. Bicycles not in satisfactory condition can be rejected by the organizers of the cycling event and an inadequate bicycle may preclude an athlete from participating in the event
- SOIA strongly recommends that athletes bring their own bikes to the cycling competition. Bikes will be provided to athletes who are unable to transport their own bikes to the competition

EQUESTRIAN

No qualifier required for state competition

Specific Division Age Requirements

Special Olympics division guidelines allow for the combining of individuals in consecutive age groups and/or gender into the same division if their ability levels are similar enough to provide fair and equitable competition.

Entries:

- A “Rider Profile” is required for participation and can be found on the [Participation Forms](#)

Events:

- Riders may participate in up to two of the following events
 - Horsemanship – Walk or Walk/Trot (any tact) – only one event in horsemanship may be selected
 - English/Western
 - Key Hole
 - Barrels
 - Ball Drop
 - Pole Bending
 - Egg & Spoon
 - Baton Relay

Rules:

- The Official Special Olympics Sports Rules for Equestrian shall govern all Special Olympics competitions. As an international sports program, Special Olympics has created these rules based upon Federation Equestre Internationale (FEI) rules for equestrian found at <http://www.fei.org>. FEI or NGB rules shall be employed except when they are in conflict with the Official Special Olympics Sports Rules for Equestrian. In such cases, the Official Special Olympics Sports Rules for Equestrian shall apply. Special Olympics Equestrian Rules can be found on the [Fall Classic](#) page of our website
- Riders must have at least 10 riding training sessions within six months prior to competition
- There should be a safety inspection of tack and equipment before riders mount
- In cases of broken equipment or loss of a shoe during competition, rider may continue or be excused from the ring at the request of the coach
- Rail side coaching will be penalized at the judge’s discretion
- Cue cards may be used for hearing impaired athletes
- Event directors may require proof of a negative Coggins test or other health records
- Change of a horse is only allowed for safety reasons or if a horse is sick or unsound

Equipment:

- Saddles must fit the horse
- Bridles must be appropriate to the class entered and meet the rule requirements
- Halters are required for all supported classes
- A lead line must be attached to the halter and not to the bridle
- The halter may be over or under the bridle as long as it does not interfere with the use of the bit or the reins

Uniforms:

- Clothing must be workmanlike and neat
- All riders must wear heeled boots
- All riders must wear protective approved helmets with full chin harness which must be fastened when riders are working around horses
- Riders must wear their assigned number on their backs during competition, practice at the competition and while in the competition staging area

Competition:

- Leaders and/or side walkers may be used. Athletes utilizing these individuals will be placed in divisions together
 - The following points (where appropriate) have equal consideration in judging all classes
 - Rider's Balance
 - Use of Aids
 - Ring Etiquette & Safety
 - Rider's Seat
 - Ability to Follow Directions
 - Sportsmanlike Conduct
 - Unauthorized assistance from horse handlers and side walker will result in penalties
 - Side walkers may not give verbal commands or extra physical prompting, except in the case of an emergency
 - Coaches may not act as horse handlers, side walkers or spotters for their own athlete anytime while that athlete is being judged

FLAG FOOTBALL

No qualifier required for state competition

Specific Division Age Requirements

Junior (8 – 21)

Senior (22+)

Entries:

- Each individual's skill level on a flag football team is assessed by the delegation manager prior to submitting the team competition entry form. This ensures that everyone is competing against teams with similar skill level. The individual flag football assessment is on the next page & included with the entry forms for [Flag Football](#).

Events:

- Traditional Team
- Unified Team

Rules:

- The Official Special Olympics Sports rules for Flag Football shall govern all Special Olympics competitions. Special Olympics has created these rules based upon rules from a National Flag Football Organization.

Equipment:

- Athletes must wear a mouthpiece throughout the competition
- Athletes must wear a flag belt
- No cleats or hiking boots may be worn
- Team Jerseys – same color with numbers on the front and back
- Shorts may not have pockets

Competition:

- **Level 1 – High:** Plays by regulation rules; high to excellent skills and athleticism; implements strategies; runs specific plays; several players can catch a pass while running; quarterback with accurate and strong arm; defense able to play aggressively without being physical.
- **Level 2 – Intermediate:** Plays by regulation rules; average skills and athleticism; some strategy; runs general plays; a couple of players can catch a pass while running; limited ability to react to the way the other team plays.
- **Level 3 – Developmental:** Following rules is difficult; low skills and athleticism; little strategy; difficulty running organized plays; quarterback with limited accuracy; defensive skills limited. The coach will be on the field at all times

I. Pre-Game

Coin Toss- Officials will meet with (2) team captains prior to the start of the game. Visiting team is give the choice of heads or tails.

- a. The winner of the coin toss will determine whether their team will start on offense or defense/ or choose the goal their team will defend.

II. Game Timing

SOIA football games consist of two (2) 20-minute halves (running clock) until the last (1) minute of each half.

- a. During the last (1) minute of each half the clock stops for incomplete passes, scoring plays, changes of possession, out of bounds, or first downs.
 - b. Clock restarts on the snap.
 - c. Does not start for extra point attempts (untimed down).

III. Overtime

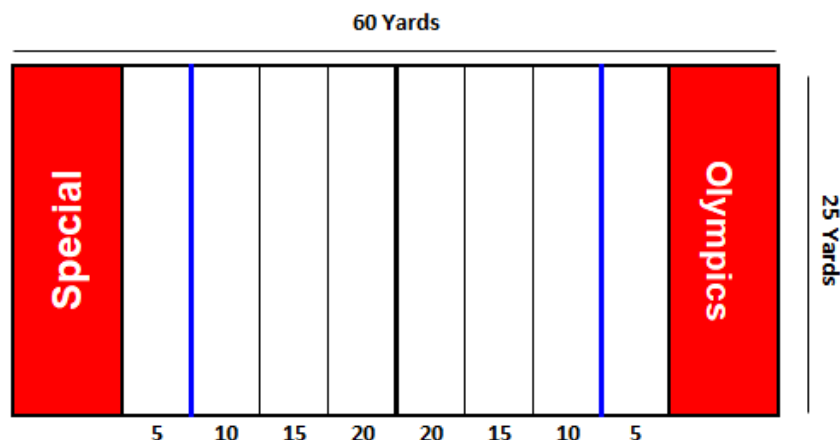
- a. All regulation rules and penalties are in effect during overtime.
- b. There are no time-outs.
- c. A coin toss is held to determine the first possession (flip called by the home team).
- d. Each team receives two (2) downs beginning at midfield to score or gain the most yards.
- e. If the team with the first attempt in overtime scores on the first play, the opposing team must score on its first play also. There are no attempts at extra points in overtime.
- f. If both teams score a touchdown, or gain the same yardage, the procedure is repeated until one team wins.

The team that started with the first overtime possession will possess the ball second in the next overtime.

- g. The team gaining the most points or gaining the most yards is awarded one (1) extra point to the tied score and wins the game.
- d. Exceptions to this rule- Interceptions: The team that intercepts the pass automatically wins the game.

IV. Possessions

- a. All possessions, except following an interception, start at the offensive team's 5-yard line.
- b. The offense has four (4) downs to cross mid-field.
- c. Once the offense crosses mid-field, they have four (4) additional downs to score a touchdown.
- d. If the offensive team fails to cross mid-field or score a touchdown in a prescribed number of downs, possession of the ball changes and the opposite team starts at their 5-yard line.



V. Scoring

a. **Touchdown:** six (6) points.

b. **Extra Point's**

One (1) point from the 6-yard line.

Two (2) points from the 12-yard line.

* Penalty enforcement will change the spot of the attempt, not the point value of the extra point attempt.

c. **Safety:** two (2) points.

*A safety is scored when the ball becomes dead in the defense's end zone.

d. **Mercy Rule:** If a team is up twenty-five (25) or more points in the last minute of the game, the clock will continue to run.

VI. **Dead Ball-** Refers to the period of time immediately before or after the play.

a. A pass is intercepted (no returns).

b. An offensive receiver without a flag belt catches a ball.

c. A snapped ball touches the ground.

d. The ball is immediately dead if fumbled (hits the ground).

e. If fumbled forward, the ball is spotted where the ball carrier's feet were at the time of the fumble. If the ball falls backwards, it is marked where it hits the ground.

VII. Ball Carrying, Passing, & Receiving

a. The quarterback (first player gaining possession of the snap) cannot advance the ball across the line of scrimmage at any point during a down even if a legal handoff has occurred (illegal procedure).

b. ALL handoffs must be direct. No pitches or lateral handoffs allowed.

c. Backwards passes (laterals or pitches) are illegal regardless of field location.

d. Shovel passes are allowed but must be received beyond the line of scrimmage.

e. **Center Sneak** – The ball must completely leave the center's hands on the snap, and the center must step back off the line of scrimmage in order to receive the direct handoff from the quarterback before advancing the ball.

VIII. Rushing the Quarterback

a. All defensive players who rush the quarterback must be a minimum of seven (7) yards from the line of scrimmage when the ball is snapped.

b. A special marker, placed by the official, will designate the spot seven (7) yards from the line of scrimmage when the ball is snapped.

c. Players not rushing the quarterback may defend the line of scrimmage.

d. Once the quarterback hands off the ball, all defenders are eligible to rush.

IX. Screen & Downfield Blocking

a. Screen blocker- Must have their arms extended to the ground at their side, in front, or behind the back. Arms may also be crossed over the chest with hands near the shoulders.

b. Screen blocking is the only form of legal blocking that can be used by any player.

c. Downfield Blocking (during a run)- Basketball style (non-moving) screen is the only acceptable form of downfield blocking.

X. Flag Pulling

a. It is illegal to pull or strip the ball from the carrier's possession at any time (penalty).

b. Defenders may not dive in an attempt to pull flags (illegal procedure).

c. **Flag Guarding-** runners shall not shield (flag guard) by using their hands, arms, or the ball to deny the opportunity for an opponent to pull or remove their flag. **Contact must occur for a flag guarding penalty to be called.**

XI. Shifts & Motions

- Moton-** Only one (1) offensive player may be in motion at the snap. This player must be behind and not moving toward the line of scrimmage at the time the ball is snapped.
- Shift-** Occurs when more than one offensive player is in motion simultaneously prior to the snap. * It is a penalty if the ball is snapped when more than one player is in motion (illegal shift).

XII. Snapping the Football

- The ball may be snapped between the center's legs or to the side.
- The snapper's feet must be behind the line of scrimmage.
- The snapper shall transfer the ball from its position on the ground in a continuous motion to the quarterback to legally start a play.
- The snapper is the only player required on the line of scrimmage at the time of the snap

X. Penalties

- Offensive pre-snap penalties are five (5) yards, replay the down.
- Offensive post-snap penalties are five (5) yards, loss of down.
- Defensive pre-snap penalties are five (5) yards, replay the down.
- Defensive post-snap penalties are five (5) yards, automatic first down.
- Unsporting conduct penalties are ten (10) yards, loss of down or automatic first down.

Special Olympics Iowa football is played 5 Vs. 5. Below are the positions played on offense & defense.



Offense Pre-Snap Penalties (Five (5) yards from the line of scrimmage and replay down)	
<i>Delay of Game</i>	<i>Failing to snap within 30-seconds of ready for play whistle.</i>
<i>Illegal Motion</i>	<i>Moving forward at the snap; snap not in one (1) motion.</i>
<i>Illegal Shift</i>	<i>More than one (1) player moving at the snap.</i>
<i>Offsides</i>	<ul style="list-style-type: none"> • <i>Beyond the line of scrimmage at the snap.</i> • <i>False start.</i>
Offense Post-Snap Penalties (Five (5) yards from the line of scrimmage and loss of down)	
<i>Flag Guarding</i>	<i>Warding off or shielding a flag pull through contact.</i>
<i>Illegal Contact</i>	<i>Setting a pick, holding, illegal blocking, bumping, stiff arming.</i>
<i>Illegal Pass (Backward)</i>	<i>All backward passes/pitches regardless of field location.</i>
<i>Illegal Pass (Forward)</i>	<ul style="list-style-type: none"> • <i>Pass not completed beyond line of scrimmage.</i> • <i>Passer's foot is beyond line of scrimmage when passing.</i> • <i>Two (2) forward passes in a down.</i> • <i>Intentionally grounding the ball.</i>
<i>Illegal Pass (Unified)</i>	<i>Unified: Partner-to-partner pass.</i>
<i>Illegal Procedure</i>	<ul style="list-style-type: none"> • <i>Quarterback run.</i> • <i>Handoff beyond the line of scrimmage.</i> • <i>Diving.</i> • <i>Hurdling.</i>
<i>Pass Interference</i>	<i>Contact that interferes with a receiver.</i>
Unsporting Conduct – Offensive (Ten (10) yards from line of scrimmage and loss of down)	
<i>Unsportsmanlike Conduct</i>	<i>Poor behavior.</i>
Defensive Pre-Snap Penalties (Five (5) yards from the line of scrimmage and replay down)	
<i>Offsides</i>	<i>Beyond the line of scrimmage at the snap.</i>
Defensive Post-Snap Penalties (Five (5) yards from line of scrimmage and automatic first down)	
<i>Illegal Contact</i>	<i>Holding, blocking, bumping, stripping the ball, roughing the passer.</i>
<i>Illegal Procedure</i>	<ul style="list-style-type: none"> • <i>Rushing quarterback inside seven (7) yards.</i> • <i>Illegal flag pull (before receiver has ball).</i> • <i>Diving in an attempt to pull a flag.</i>
<i>Pass Interference</i>	<i>Contact that interferes with a receiver.</i>
Unsporting Conduct – Defensive (Ten (10) yards from line of scrimmage and automatic first down)	
<i>Unsporting Conduct</i>	<i>Poor behavior.</i>

Special Olympics – Flag Football Assessment for Individuals

Name _____ Role _____ Athlete _____ Unified Sports partner _____
Jersey Number _____ Coach's Name _____

Team Name _____ Evaluator's Name _____
Delegation Name (local program) _____ Date of Evaluation _____

Special Olympics North America – Flag Football Assessment for Individuals

A. Passing (One choice – place the number of the athlete's most representative skill level in the box below.)

- QB has limited accuracy and arm strength; has trouble completing passes over 5 yards (1)
 - QB can sometimes make a pass to a teammate with light pressure; inconsistent with simple passes; can throw passes of up to 10 yards (2)
 - QB has average skills; has some knowledge of strategy, but stays pretty basic; tends to look at primary receiver; can throw on target up to 20 yards (3)
 - QB has ability to read more than one passing option; athletic; has strong arm and fairly accurate at 20+ yards (4)
 - QB controls game; knows strategy; strong arm with excellent accuracy; has ability to read plays and use another option if necessary (5)
- SCORE _____

B. Receiving (Catching) (One choice – place the number of the athlete's most representative skill level in the box below.)

- Receiver is inconsistent in catching ball at short distance no pressure, does not attempt to advance the ball (1)
 - Receiver has ability to make the catch consistently while standing still with moderate pressure; advances the ball with uncertainty (2)
 - Receiver has average skills, runs simple routes, can catch pas on the move; limited ability to react to the way defense plays (3)
 - Receiver can catch on the run regardless of pressure; understands concept of route running; has good speed and quickness; has good understanding of game (4)
 - Receiver can catch all types of passes including deep pass with tight coverage; excellent athleticism, speed and quickness; excellent route runner (5)
- SCORE _____

C. Flag Pulling (One choice – place the number of the athlete's most representative skill level in the box below.)

- Player has little concept of pulling flag; low skills and athleticism (1)
 - Understands concept of flag pulling; has trouble pulling flag; low aggressiveness and athleticism (2)
 - Has basic skill of pulling the flag; average athleticism and skill; average quickness; moves to player with ball (3)
 - Player is proficient in flag pulling; understands strategy; good speed and quickness; needs some coaches direction (4)
 - Player is excellent in pulling flag; can dominate the game with their athleticism and speed; can force offense into bad decisions; understands strategy (5)
- SCORE _____

D. Speed and Quickness (One choice – place the number of the athlete's most representative skill level in the box below.)

- Low skills and athleticism; player is slow to react and has no speed (1)
 - Below average speed and quickness; player has trouble keeping up with speed of the game (2)
 - Average quickness and speed; can keep pace in short yardage situations (3)
 - Has good quickness and speed; makes other players change strategy (4)
 - Player is extremely athletic and quick; can consistently elude other players; can dominate game with speed (5)
- SCORE _____

E. Game Awareness (One choice – place the number of the athlete's most representative skill level in the box below.)

- Very limited understanding of flag football; needs significant prompting from bench or other players (1)
 - Can play a fixed position as instructed by coach; limited knowledge of game; plays for fun (2)
 - Average understanding of game; performs basic skills; identifies run and pass plays; some knowledge of strategy; runs general plays (3)
 - Good understanding of game; has tools to play game, but needs guidance; reacts to game with assistance (4)
 - Understands the game; implements strategies; runs complicated plays; reacts to the way the other team plays (5)
- SCORE _____

FLAG FOOTBALL SKILLS

No qualifier required for state competition

Specific Division Age Requirements

Special Olympics division guidelines allow for the combining of individuals in consecutive age groups and/or gender into the same division if their ability levels are similar enough to provide fair and equitable competition.

Entries:

- Entry score for the athlete should be their best effort time/score
- Score is determined by adding together the scores achieved in each four individual Flag Football Skills events

Events:

- Flag Football Skills

Rules:

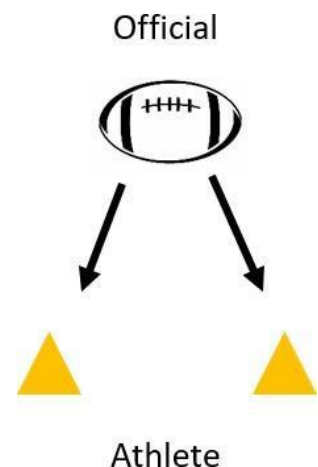
- The Official Special Olympics Sports rules for Flag Football shall govern all Special Olympics competitions. Please contact the State Office for a copy of the Flag Football rules

Competition:

- Four events make up Flag Football Skills: Catching, Running, Throwing, Flag Pulling

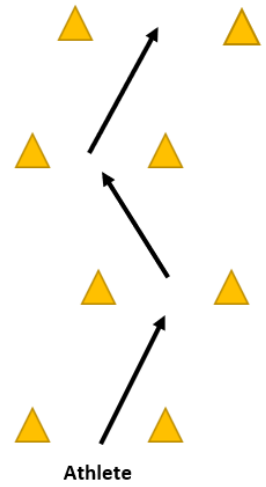
Event #1: Catching

- Equipment & Set-Up: one tape measure, five footballs, two cones, one clipboard, scoresheet and pencil
- Athlete stands between & behind two cones, five yards from an official. Cones should be 2.5 meters apart. The official throws the ball to the athlete alternating throws between the cones
 - Athlete will aggressively try to catch the ball between the cones
 - Athlete is thrown five balls
- Scoring
 - Five points for a caught ball
 - One point for a dropped ball
 - Zero points for no attempt
- Maximum score is 25
 - Example: Athlete catches three passes, drops one pass and misses one pass
 - Score = 5 + 5 + 5 + 1 + 0 = 16



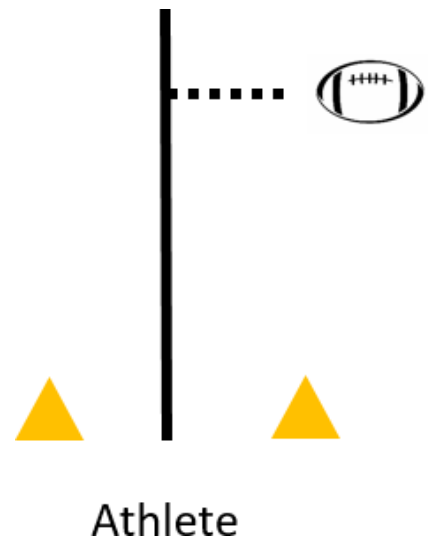
Event #2: Running

- Equipment & Set-up: One stopwatch, one clipboard, scoresheet, pencil, one football, and eight cones
 - Stagger cones every 10 meters marked with two cones for a total of thirty meters. Two cones, two meters apart marking the start line and two cones, two meters apart marking the finish line
 - Athlete is timed as he/she leaves the start line and runs to the finish line carrying a football
- Scoring – The athlete starts with 60 seconds. Subtract the amount of time it took the athlete to cross the finish line.
 - Five second penalty for each dropped ball
 - Athlete is given two trials, with the best score recorded
 - Example: Athlete's time to run 30 meters is 38 seconds with no dropped balls
 - Score = $60 - 38 = 22$



Event #3: Throwing

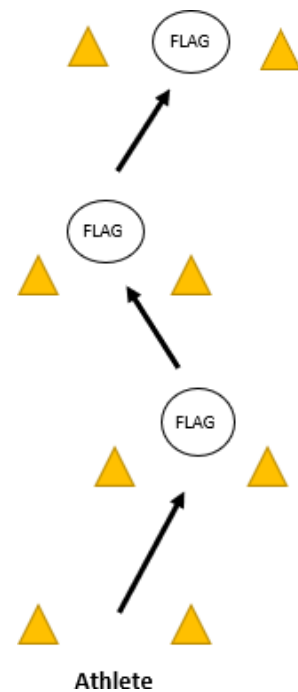
- Equipment & Set-Up: two tape measures, two footballs, three marking cones, one clipboard, scoresheet and a pencil
 - 60-meter throwing line is setup
 - Athlete throws the football as far and as straight as possible down the throwing line without stepping over the restraining line
 - Athlete can take one or more steps towards the restraining line
 - If the athlete crosses the restraining line, he/she can have a repeat throw
- Scoring
 - Mark the spot where the ball lands.
 - Record the measurement on the throwing line that is perpendicular to the spot where the ball landed.
 - Measure the distance from the throwing line to the spot where the ball landed. Subtract this distance in meters from the measurement on the throwing line. This is the athlete's score.
 - If the score falls between meters, then the score is rounded down
- Athlete is given two trials with the best score recorded
 - Example: Athlete's ball lands perpendicular to the 25.40 meter point on the measuring tape and is 6.50 meters out
 - Score = $25 - 6 = 19$



Event #4: Flag Pulling

- Equipment & Set-up: one stopwatch, one clipboard, eight cones, three flag football belts, scoresheet and a pencil
 - Three volunteers will be utilized to wear a flag football belt
 - Volunteers with belts are staggered every 10 meters marked with two cones for a total of thirty meters
- Scoring
 - Athlete is timed as he/she leaves the set of cones marking the start line, runs to the volunteers with belts, pulls one flag on each person and drops the flag by the volunteer.
 - Timing ends after the athlete pulls the last flag.
 - Five second penalty for failing to go through each set of cones.
 - Start with 60 seconds and subtract the amount it took the athlete to pull all three flags
 - Athlete is given two trials, with the best score recorded
 - Example: athlete's time to pull all three flags is 42 seconds with no missed flags
Score: $60 - 42 = 18$

Athletes total score is 75 ($16 + 22 + 19 + 18 = 75$)



GOLF – UNIFIED

No qualifier required for state competition

Specific Division Age Requirements

Open (8+)

Events:

- Events differ based on location of competition and options may include three, six, or nine hole, and mini golf
- Must register athletes with a Unified partner (contact State Office with questions)

Rules:

- The Special Olympics Sports Rules shall govern all Special Olympics Golf competitions. As an international sports program, Special Olympics has created these rules based upon the Rules of golf as written by the Royal and Ancient Golf Club of St. Andrews (R&G) and the United States Golf Association (USGA). These rules shall govern all competition except when in conflict with the Official Special Olympics Sports Rules shall apply. You can find the [Golf Rules](#) on the SOIA website

Equipment:

- Athletes must provide their own equipment except at mini golf

Competition:

- Shot gun start (exception mini golf)
- Unified Golf is a two-person alternate shot competition. Partners will tee off on the odd holes and the Athletes will tee off on the even holes. Players will hit alternating shots through the remainder of the hole
- If a team/participant has taken five strokes and has not reached the green, the team/participant will pick up the ball and drop it on the closest spot on the green. The team/participant will then be allowed five strokes on the green. The maximum number of strokes per hole is ten
- Team/participant may move the ball off of the cart paths, dirt areas, and ground under repair. Nearest point of relief, one club length, no closer to the holes
- Athletes will be allowed to use a tee on the fairways

GYMNASTICS – ARTISTIC

No qualifier required for state competition

Due to construction on facilities, will not be offered at Spring Classic 2024. Further details to come on alternative plans.

Specific Division Age Requirements

The combination of gender and/or consecutive age groups are generally not combined.

Events:

- An athlete may compete in the Artistic or Rhythmic category
- Athletes may compete in up to three categories
- Artistic Routines – *routines valid thru current year*
 - **Female and Male Events (Levels A, B& C)**
 - Beam
 - Floor Exercise
 - Single Bar
 - Vaulting
 - **Female Events (Levels I, II, III & IV)**
 - Balance Beam
 - Floor Exercise
 - Uneven Bars
 - Vaulting
 - **Male Events (Levels I, II, III & IV)**
 - Floor Exercise
 - Horizontal Bar
 - Parallel Bars
 - Pommel Horse
 - Rings
 - Vault

Rules:

- United States Gymnastics Federation rules shall be followed for all Special Olympics Gymnastics competition.

Equipment/Attire:

- Attire and equipment requirements are identified in the rules

Competition:

- Qualified instructors or coaches, appropriate equipment, proper teaching progression and effective use of spotting techniques all contribute to a safe environment in which the athlete develops into a gymnast. All Special Olympics gymnastics coaches should attend a gymnastics coach's training school or recruit a trained gymnastics coach to assist in developing their program
- Artistic Routines (also known as Compulsory) are pre-choreographed routines with visual and written resources are available.

GYMNASTICS – RHYTHMIC – BALL, HOOP & RIBBON

No qualifier required for state competition

Specific Division Age Requirements

The combination of gender and/or consecutive age groups are generally not combined.

Events:

- An athlete may compete in the Rhythmic or Artistic category
- Athletes competing in the Rhythmic category may compete up to three events
- Rhythmic Gymnastics *routines valid thru current year*
 - Hoop Level I and II
 - Ribbon Level I and II
 - Ball Level I and II

Rules:

- United States Gymnastics Federation rules shall be followed for all Special Olympics Gymnastics competition.

Equipment/Attire:

- Attire and equipment requirements are identified in the rules

Competition:

- Qualified instructors or coaches, appropriate equipment, proper teaching progression and effective use of spotting techniques all contribute to a safe environment in which the athlete develops into a gymnast. All Special Olympics gymnastics coaches should attend a gymnastics coach's training school or recruit a trained gymnastics coach to assist in developing their program.

PICKLEBALL

No qualifier required for state competition

Specific Division Age Requirements

Special Olympics division guidelines allow for the combining of individuals in consecutive age groups and/or gender into the same division if their ability levels are similar enough to provide fair and equitable competition.

Events:

Singles – 1 Special Olympics Athlete

Doubles – 2 Special Olympics Athletes – same gender or mixed

Unified Doubles – 1 Special Olympics Athlete & 1 Unified Partner

Court Size/Equipment

USAP approved regulation court measures 20'x44' and is used for both singles and doubles play with a 7' non-volley zone, (kitchen), in front of the net. The net must rest at 36' on both ends and 34' in the middle. Standard paddles should be used (see below).

Paddles/Balls

Standard USAP approved paddles constructed of wood, graphite, or composite. Indoor or outdoor balls may be used based on playing location.

Start of Game

A coin toss or random number selection conducted by the referee will determine which player or team has first choice of side, service, or receive. Other team gets choice of Side OR Service.

The Serve

- The serve must be made underhand.
- Paddle contact with the ball must be made below the server's waist (navel level).
- The ball can bounce one time before contact is made during the serve.
- The serve is initiated with two feet behind the baseline; neither foot may contact the baseline or court until after the ball is struck.
- The serve must land within the confines of the opposite diagonal court.
- Two service attempts are allowed

Service Sequence

- The first serve is made from the right side of the service court.
- Server changes side of service after every point that is won.
- In doubles, when starting the game, the server will serve until a point is lost, then the opposing team will have their first serving opportunity until a point is lost.
- Serve will then continue to go into normal rotation (Server 1 Team A → Server 2 Team A → Server 1 Team B → Server 2 Team B)
- The second server continues serving until his team commits a fault or loses a point to the opposing team.
- Once the service goes to the opposition (at side out), the first serve is made from the right/even court and both players on that team have the opportunity to serve and score.
- Unified Doubles Modification – Serve changes after 3 consecutive service wins, regardless of who started serving.

Return of Serve

- Ball must be returned after a single bounce on the receiving team's side. The serving team must allow the ball to bounce once before contact can be made.

Rally

- Ball can be returned either in the air, if behind the no-volley zone, (kitchen), or after a single bounce on the receiving teams side.
- Wheelchair participants may allow the ball to bounce twice before contact is made

Faults

- A fault by the receiving team results in a point for the serving team.
- Two faults by the serving team result in the server's loss of serve or side out.
- All faults are defined by the USAP

Line Calls

- A ball contacting any line is considered "in". The only exception is during a serve, the ball may not make contact with the white no-volley zone (kitchen) line. This will be considered a fault serve.

No-Volley Zone

- The no-volley zone, "the kitchen" is the court area within 7 feet on both sides of the net.
- Volleying is prohibited within the non-volley zone. This rule prevents players from executing smashes from a position within the zone. Players may not stand in this zone.
- A player may step into the non-volley zone if their momentum carries them after hitting the ball below the waist behind the line. If momentum carries the player into the non-volley zone from a hit that is at or above the waist, it will be considered a fault.

Scoring

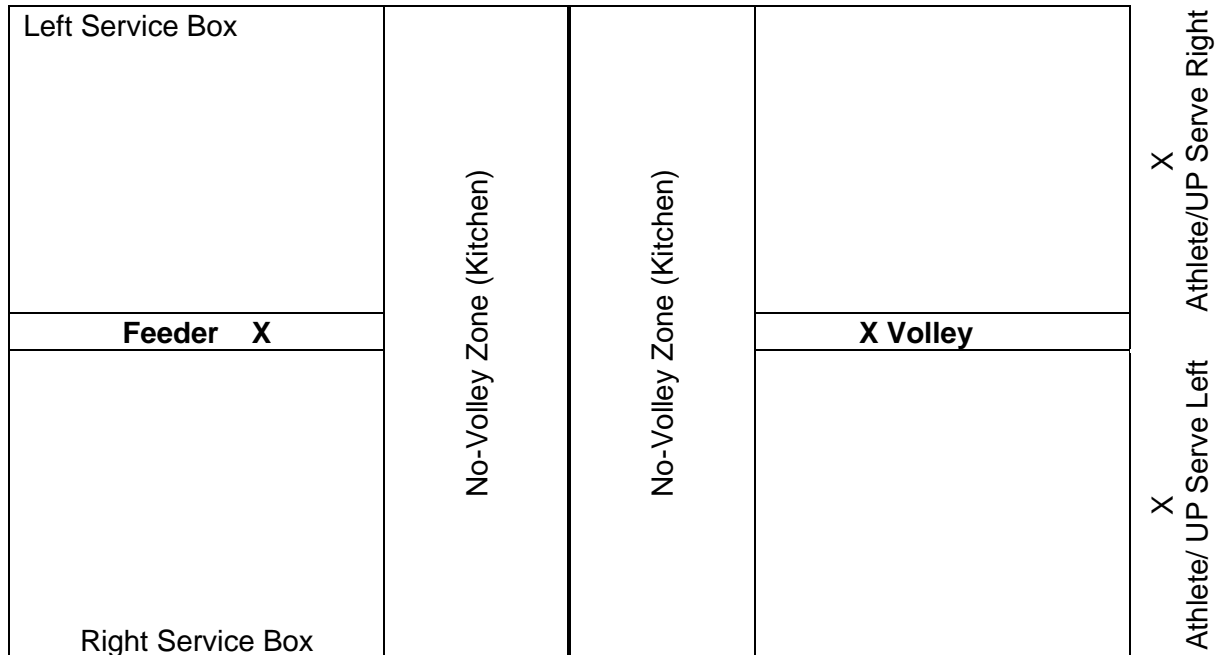
- Points are scored **only** by the serving team.
- Games are played first to 9 points wins.

Competition

- Best 2 out of 3 games wins a match
- Tie Breakers will be determined in order of Head-to-Head competition, total points for, total points against. If still tied after those three, a single match to 5 points will be played.
- 30 Minute time limit per match
- A coach may only talk to their athletes during a changeover

End of game: All players approach the net (as in tennis) and shake hands.

Pickleball Assessment



A. Equipment: Pickleball court, 2 paddles, 1 indoor/outdoor ball, individual assessment sheets, clip board and pencil

B. Roles: Recorder, Feeder, Athlete/Unified Partner

C. Assessed Tasks

- Serves-** The Athlete/UP stands behind baseline beginning on the rightside. The Athlete/UP receives 12 underhand service attempts, **6 rightside** and **6 leftside**. The serve must be a **diagonal** underhand serve with paddle below the waist and no higher than the highest part of the wrist and be hit prior to bouncing. **Serves can be a one bounce serve**. Balls landing in the correct box receive 1 point. If player steps on or over the baseline, it is considered a foot fault and shall receive 0 points. Balls landing in the no-volley zone (kitchen) shall receive 0 points. A missed attempt is 0 points and will not be replayed unless it was a let serve. Served balls landing on a line shall be considered good except Non-Volley Zone line. Coach or volunteer demonstrates the serve for Level 1 & 2.
- Return of Serve -** The Athlete/UP stands in the Right Service Box, the Feeder/Server (*using appropriate Level balls*) shall serve 6 balls to the Right Service box - 3 balls to the Forehand side and 3 balls to the Backhand side with the Athlete/UP to return each serve. The point is not played out. Next same process is repeated to the Left Service Box. The Athlete/UP shall receive 1 point for each return of serve that lands over the net and within the court boundaries. Balls landing on lines are considered good. The server's pace of serve should be appropriate for the players level.
- Volleys -** The Athlete/UP stands 1 meter behind the No-Volley Line on center line. The feeder stands on opposite side of net, 1 meter from the No-Volley Line on center line with a basket of 12 Level

appropriate balls. The ball is paddle fed to the Athlete/UP alternating Forehand /Backhand, twelve attempts (6 Forehands and 6 Backhands). Each Volley hit landing inbounds across the net receives 1 pt. Any ball landing on a line is considered good. If the feeder makes an error in feeding, the feed shall be refeed 1 time. If an Athlete/UP misses a Volley, that attempt shall receive 0 points.

4. **Dinks** – The Athlete/UP stands on the base line. The feeder stands on the opposite side of the net, 1 meter from the No-Volley Line on the center line with a basket of 12 regulation competition balls. The feeder paddle feeds each ball. The Athlete/UP shall receive 6 attempts to dink the ball over the net to the target located in the “Kitchen”. Each ball landing inbounds in “Kitchen” area receives 2 points. Any ball landing on a line is considered good. If the feeder makes an error in feeding, the feed shall be refeed 1 time. If an Athlete/UP misses a dink attempt, that attempt shall receive 0 points.
5. **Rally** - The Athlete/UP shall receive 3 rally attempts. The Athlete/UP will serve (alternating Right then Left sides for each rally) to a like ability Athlete/UP/Feeder. The Two-bounce rule is in effect. (*When the ball is served, the receiving team must let it bounce before returning, and then the serving team must let it bounce before returning, thus two bounces*). After the two bounce rule is fulfilled, every hit counts as 1 pt. until an error ending the rally is made. (Ex. Athlete/UP serves, ball bounces and receiver returns the ball then after the ball bounces the server hits ball and rally continues until a mistake was made after the 4th hit. The score for that attempt would be 4 points.) If the two bounce rule was not met, that rally attempt shall receive 0 Pts.
6. **Dink Rally** – The Athlete/UP shall receive 3 dink rally attempts. The Athlete/UP will serve (alternating Right then Left sides for each rally) to a like ability Athlete/UP/Feeder. The Two-bounce rule is in effect. (*When the ball is served, the receiving team must let it bounce before returning, and then the serving team must let it bounce before returning, thus two bounces*). After the two bounce rule is fulfilled, each hit must be a dink hit. All dinks must be in consecutive hits to score points for each attempt. If the hit is not a dink, then that attempt ends. For each attempt, 1-2 dinks = 1 point; 3-4 dinks = 2 points; 5 or more dinks = 3 points. (Ex. 2 bounce rule was fulfilled, 2 dinks and then a deep hit occurred. This attempt ended with the deep hit and 1 point shall be scored for this attempt because 2 dinks were hit in succession). If the two bounce rule is not been met, that rally attempt shall receive 0 Pts.

Pickleball Assessment

	ATTEMPTS						MAX	SCORE
	1	2	3	4	5	6		
Serve - Athlete stands behind baseline beginning on the right side - 12 underhand service attempts 6 right side and 6 left side (no bounce serves) - 1 point for each serve that lands in the diagonal service box - 0 points for stepping on or over the baseline (foot fault) - 0 points if ball lands in no volley zone (kitchen) - 0 points for a missed attempt - Served balls landing on a line shall be considered good <i>except non-volley zone line</i>							12	
Return of Serve - Athlete stands in the right service box and a feeder will serve 6 balls to the right service box (3 balls to the forehand side and 3 balls to the backhand side) - Repeat for left service box - 1 point for each return that lands over the net and in the court - 0 points if it lands outside the court lines Note: any ball landing on a line are considered good							12	
Volleys - Athlete stands 1 meter behind the no-volley line on center line - Feeder stands on opposite side of the net 1 meter behind the no-volley line on center line - The feeder will give 6 attempts 3 forehands and 3 backhands - 1 point for any ball landing in bounds - 0 points if they miss the volley Note: any ball landing on a line is considered good							6	
Groundstroke Athlete stands on the baseline; Feeder stands on opposite side of the net 1 meter behind the no-volley line on center line The feeder will give 6 attempts 3 forehands and 3 backhands 1 point for any balls going over the net and landing in the diagonal service box 0 points if missed attempt or athlete steps in no-volley zone 1 consistency point is given for each box that has a score filled in							12	
Rally - Athlete will receive 3 rally attempts - Athlete will serve to an opponent (alternating right and left side) - The two bounce rule is in effect (When the ball is served, the receiving team must let it bounce before returning, and then serving team must let it bounce before returning, thus two bounces) - After the two bounce rule is fulfilled, every hit counts as 1 point until an error ending the rally is made. - If the two bounce rule is not fulfilled that rally attempt shall receive 0 points							Add up the points from all 3 attempts	
Dink Rally - Athlete will receive 3 dink rally attempts - Athlete will serve to an opponent (alternating right and left side) - The two bounce rule is in effect; after the two bounce rule is fulfilled each hit must be a dink hit - Dinks must be in consecutive hit to score points, if the hit is not a dink the attempt ends - Scoring for each attempt is: 1-2 dinks= 1 point; 3-4 dinks= 2 points; 5+ dinks= 3 points - If the two bounce rule is not fulfilled that rally attempt shall receive 0 points							9	
Total Score								

POWERLIFTING

No qualifier required for state competition

Specific Division Age Requirements

- Athletes shall be placed in divisions according to ability, body weight and age
- **Special Olympics rules dictate that the minimum age for competition is 14**
- Men and women will be separated into the following weight classes (No combining of genders):

Men:

53kg (111 lbs.)
59 kg (130 lbs.)
66 kg (145.5 lbs.)
74 kg (163 lbs.)
83 kg (183 lbs.)
93 kg (205 lbs.)
105 kg (231 lbs.)
120 kg (264.5 lbs.)
120+ kg (264.75 or more lbs.)

Women:

43 kg (95.75 lbs.)
47 kg (103 lbs.)
52 kg (114.50 lbs.)
57 kg (125.50 lbs.)
63 kg (139 lbs.)
72 kg (156 lbs.)
84 kg (185 lbs.)
84+ kg (185.25 or more lbs.)

Events:

- Athletes may compete in two events
 - Bench Press
 - Dead Lift
 - Squat
- Unified Team (1 athlete, 1 Unified Partner) – Unified Partners must compete in the same two events as the athlete.

Rules:

- The Official Special Olympics Sports Rules shall govern all Special Olympics Powerlifting competition. As an international sports program Special Olympics has created the rules based upon International Powerlifting Federation (IPF) rules for Powerlifting competition. IPF shall be employed except when they are in conflict with the Official Special Olympics Sports Rules, in such cases, the Official Special Olympics Sports Rules shall apply. These rules can be obtained from our website under the [Spring Classic](#) page
- An athlete with Down syndrome who has been diagnosed with Atlanto-axial Instability may **NOT** participate in the squat lift in powerlifting.

Equipment:

- A belt made of leather, vinyl, nylon or other similar non-stretch or non-metal (other than buckle and stud attachments material) may be worn on the outside of the suit. Dimensions: Width – a maximum of 10 centimeters; thickness – a maximum of 13 millimeters. The belt may not encircle the body more than once. Belts shall not have additional padding
- Gloves are **NOT** allowed, but may use chalk

Competition:

- Powerlifting begins with the bench press and awards in the morning followed by dead lift competition and awards

SNOWSHOEING

No qualifier required for state competition

Specific Division Age Requirements

Special Olympics division guidelines allow for the combining of individuals in consecutive age groups and/or gender into the same division if their ability levels are similar enough to provide fair and equitable competition.

Relays - Open

Events:

- Athletes may register for up to two individual events and one relay
 - 100M
 - 200M
 - 400M
 - 800M
 - 4 x 100M Relay
 - 4 x 100M Unified Relay

Rules:

- The Official Special Olympics Rules shall govern all Special Olympics Snowshoeing competitions. Special Olympics, Inc. is the International Governing Body for Snowshoeing. Refer to the [Snowshoeing Rules](#) on the Special Olympics website for more information pertaining to Codes of Conduct, Training Standards, Medical and Safety Requirements, Divisioning, Awards, Criteria for Advancement to Higher Levels of Competition, and Unified Sports. The Special Olympics Snowshoeing Rules can be found on the [Winter Games](#) page of our website

Competition:

- Relays consist of four athletes or two athletes and two Unified partners. If one athlete is unable to compete the day of competition, then he/she may be replaced with another athlete so long as the category does not change
 - For example: junior relay must remain a junior relay
- The substituted athlete must already be competing in the sport at the competition

Equipment:

- Athletes should bring their own snow shoes. Please **DO NOT** rely on another delegation to provide the snow shoes for your athletes
- Athletes should bring winter boots, gloves, and hats to wear during competition

SOCCKER SKILLS

No qualifier required for state competition

Specific Division Age Requirements

Special Olympics division guidelines allow for the combining of individuals in consecutive age groups and/or gender into the same division if their ability levels are similar enough to provide fair and equitable competition.

Events:

- Soccer Skills

Equipment:

- See rules for specific soccer ball sizes
- Non-metal cleats may be worn

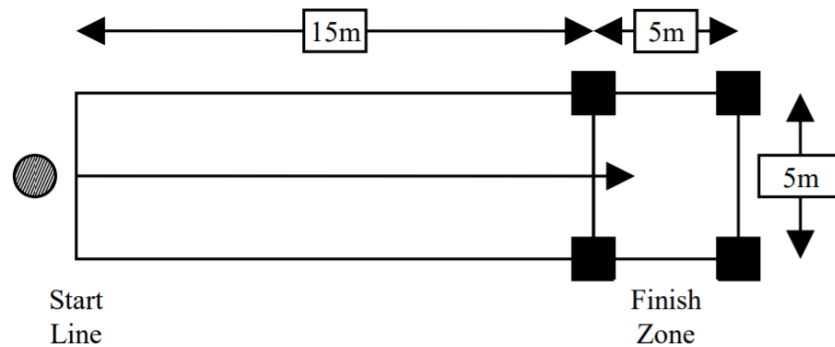
Rules:

- The Official Special Olympics Sports Rules for Football (Soccer) shall govern all Special Olympics competitions. As an international sports program, Special Olympics has created these rules based upon Federation Internationale de Football Association (FIFA) rules for football (soccer) found at <https://www.fifa.com/> or NGB rules shall be employed except when they are in conflict with the Official Special Olympics Sports Rules for Football (Soccer) or Article I. In such cases, the Official Special Olympics Sports Rules for Football (Soccer) shall apply. Special Olympics Soccer Rules can be found on the [Summer Games](#) page of our website

Competition:

- Individual Skills competition consist of three events: Dribbling, Shooting, and Run and Kick
- Competition layout listed below

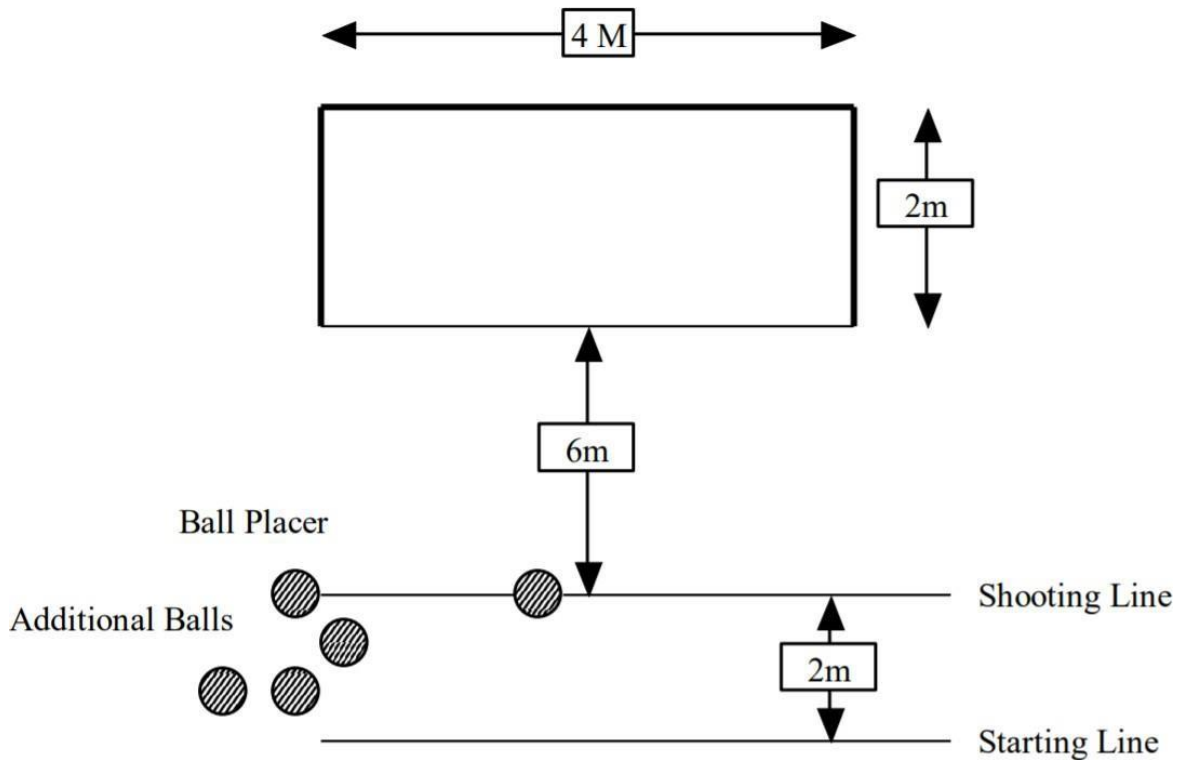
Event #1: Dribbling



- Equipment
 - Size four or size five balls, tape or chalk, four large cones to mark the finish zone
- Description
 - The player dribbles from the starting line to the finish zone, staying inside the marked lane
 - The finish zone should be marked off with cones as well as chalk. The clock is stopped when both the player and the ball are stopped inside the finish zone. If the player overshoots the finish zone, he/she must dribble it back in to finish
- Scoring
 - The time (in seconds) elapsed while the player is dribbling is converted into points using the scale below. A deduction of five points is made for each time the ball runs over the sidelines of the lane or if a player touches the ball with his/her hands (note: If the ball runs over the sideline, the referee will immediately place another ball in the center of the lane opposite the point at which the ball went out)

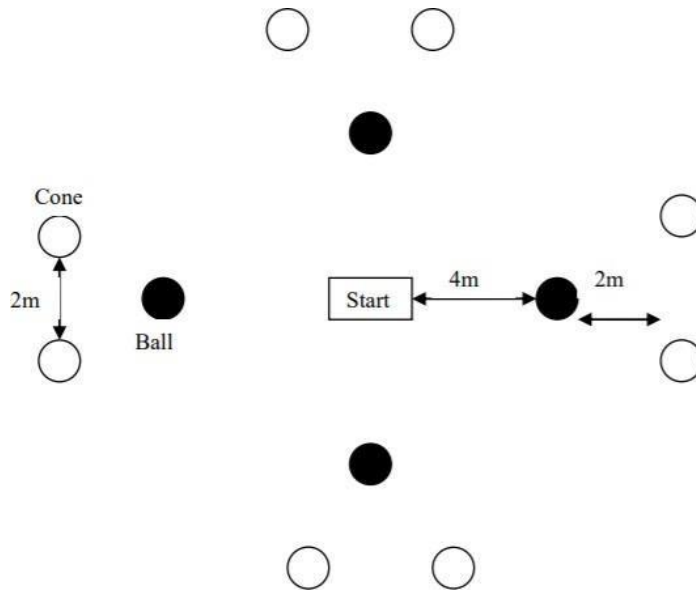
Scoring conversion chart: <u>Dribble Time (Seconds)</u>	<u>Point Score</u>
5–10	60 points
11–15	55 points
16–20	50 points
21–25	45 points
26–30	40 points
31–35	35 points
36–40	30 points
41–45	25 points
46–50	20 points
51–55	15 points
55 or more	10 points

Event #2 Shooting



- Equipment
 - Size four or size five balls, tape or chalk, four-meter by two-meter five-a-side goal with net
- Description
 - Athlete begins at the start line and walks or runs forward to shoot the ball into the goal from a distance of six meters. Athlete is only allowed to kick the ball once. The athlete returns to the line. Ball placer (official) places the next ball to be shot. Athlete repeats. Total of five shots. When the player kicks the last ball, the clock is stopped at a maximum of two minutes
- Scoring
 - Each successful goal scores 10 points

Event #3: Run and Kick



- Equipment
 - Four, size four or size five balls. A central starting point should be marked. A two-meter wide target gate (cones or flags) set up two meters ahead of each ball
- Description
 - Player begins at the starting marker. Athlete runs to any ball and kicks it through a target gate. Athlete is only allowed to kick the ball once. The player then runs and kicks another ball through a target gate. When the player kicks the last ball, the clock is stopped
- Scoring
 - The total time (in seconds) elapsed from when the player starts to when he/she kicks the last ball is recorded and converted into points using the conversion chart below
 - **A bonus of five points is added for each ball kicked successfully through a target gate**

Scoring Conversion Chart	Points Score
11–15 seconds	50 points
16–20 seconds	45 points
21–25 seconds	40 points
26–30 seconds	35 points
31–35 seconds	30 points
36–40 seconds	25 points
41–45 seconds	20 points
46–50 seconds	15 points
51–55 seconds	10 points
56 or more seconds	5 points

SOCCER SKILLS SCORE SHEET

SOCCER SKILLS SCORE SHEET

Athlete's Name _____

Delegation _____

Division _____

Final Score (Add Round 1 and Round 2 Totals)	
Place	

	ROUND 1					ROUND 2					SCORE
	ATTEMPTS					ATTEMPTS					
	1	2	3	4	5	1	2	3	4	5	
SHOOTING (5 BALLS) (10 points each)											
15-METER DRIBBLE*	Time					Time					- Penalty 5 points each
	Score*					Score*					
RUN and KICK**	Time					Time					+ Bonus 5 per ball
	Score**					Score**					
= TOTAL											= TOTAL

* 15-METER DRIBBLE CONVERSION CHART

Seconds	Points	Seconds	Points
5-10 sec	60	26-30 sec	40
11-15 sec	55	31-35 sec	35
16-20 sec	50	36-40 sec	30
21-25 sec	45	41-45 sec	25

** RUN and KICK CONVERSION CHART

Seconds	Points	Seconds	Points
11-15 sec	50	26-30 sec	35
16-20 sec	45	31-35 sec	30
21-25 sec	40	36-40 sec	25
		41-45 sec	20

7/30/2017

TEAM SOCCER

No qualifier required for state competition

Specific Division Age Requirements

Open

Entries:

- Soccer Team Skills Assessment for Individuals are included with the entry form

Events:

- Seven-a-side soccer
- Seven-a-side
 - Traditional
 - Coed
 - Unified Team
 - Team Soccer competition does not follow the age categories for divisioning. It is an open-age competition, which means teams may consist of athletes of all ages

Rules:

- The Official Special Olympics Sports Rules for Football (Soccer) shall govern all Special Olympics competitions. As an international sports program, Special Olympics has created these rules based upon Federation Internationale de Football Association (FIFA) rules for football (soccer) found at <https://www.fifa.com/> or NGB rules shall be employed except when they are in conflict with the Official Special Olympics Sports Rules for Football (Soccer) or Article I. In such cases, the Official Special Olympics Sports Rules for Football (Soccer) shall apply. Special Olympics Soccer Rules can be found on the [Summer Games](#) page of our website

Equipment:

- Size five soccer ball
- Shin guards are required – provided by delegation
- Non-metal cleats may be worn
- Team shirts of the same color are to be worn

Competition:

- Seven players must start at each game

Special Olympics – Soccer Team Skills Assessment for Individuals

Name _____ Role (check one) ___ Athlete ___ Unified Sports partner
Jersey Number _____ Coach's Name _____
Team Name _____ Evaluator's
Name _____
Delegation Name (local program) _____ Date of Evaluation _____

Special Olympics – Soccer Team Assessment for Individuals

A. Ball Skills (select the statement and score (#) below which best represents the skill level of the athlete in this area)

- Has difficulty dribbling and trapping ball (2)
- Possesses some ball skills but they are very limited (3)
- Can control ball with dominant foot only (4)
- Can control ball with both feet (5)
- Has ability to dribble either direction with token pressure (6)
- Has ability to beat defender (while dribbling) regularly with dominant foot (7)
- Has ability to beat defender (while dribbling) regularly with either foot (8)

SCORE _____

B. Passing (select the statement and score (#) below which best represents the skill level of the athlete in this area)

- Has difficulty completing a pass/short pass to a teammate (2)
- Can sometimes make a pass to an open teammate with token pressure (3)
- Can only complete a pass to teammate after looking directly at him/her or with prompting (4)
- Has ability to choose best type of pass (to feet or to space) without prompting (5)
- Has ability to consistently complete a one touch or two touch pass to an open teammate (6)
- Controls game with ability to complete a pass to open player when they are in good position (8)

SCORE _____

C. Movement (select the statement and score (#) below which best represents the skill level of the athlete in this area)

- Maintains a stationary position; does not move to a loose ball (2)
- Moves only 1-2 steps toward ball or opponent (3)
- Moves toward ball; but reaction time is slow and only in a limited area of the field (4)
- Movement permits adequate field coverage for player's position (5)
- Good field coverage; reasonably aggressive (6)
- Exceptional field coverage; aggressive anticipation (8)

SCORE _____

D. Game Awareness (select the statement and score (#) below which best represents the skill level of the athlete in this area)

- Sometimes confused on offense and defense; may not always understand where they are on the field (2)
- Can play in fixed position as instructed by coach; may go after an occasional loose ball (3)
- Limited understanding of the games and can make some offensive and defensive decisions when prompted (4)
- Moderate understanding of the game, some offensive and defensive decisions and can occasionally participate in an offensive counter-attack (6)
- Advanced understanding of the game and mastery of soccer fundamentals (8)

SCORE _____

SOFTBALL SKILLS

Regional competition required to qualify for state competition

Specific Division Age Requirements

Special Olympics division guidelines allow for the combining of individuals in consecutive age groups and/or gender into the same division if their ability levels are similar enough to provide fair and equitable competition.

Entries:

- Regional Softball
 - Athletes who participate at a regional competition and place, may compete at the state tournament

Events:

- The Individual Skills Competition is composed of four events: Base Running, Throwing, Fielding and Hitting.

Equipment:

- Only bats marked by the Manufacturer as “Official Softball” may be used
- A 30 cm (12”) optic yellow softball must be used
- Non-metal cleats may be worn

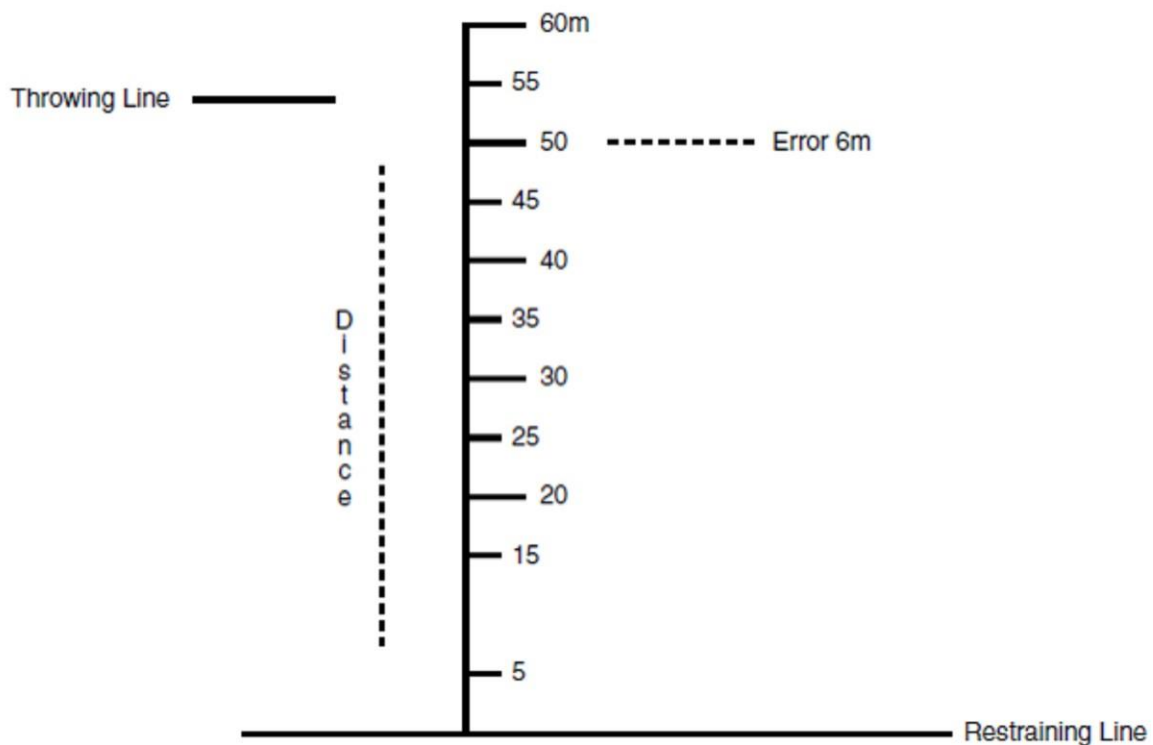
Competition:

- Individual Skills competition is not for athletes who can already play the game
- The Individual Skills competition is composed of four events: Base Race, Throwing, Fielding, and Hitting
- The athlete’s final score is determined by adding together the scores achieved in each of these four events
- Athletes will be pre-divisioned according to their total scores from these four events
- Each event is diagrammed with the suggested number and placement of volunteers who will administer the event. It is also suggested that the same volunteers remain at an event throughout the competition so that consistency is provided

Event #1: Base Running

- Equipment: Three bases, home plate, stopwatch
- Purpose: To measure the athlete’s base-running ability
- Description: Bases are set up like a baseball diamond and positioned 19.81 meters (65 feet) apart. The athlete is instructed to start on home plate, and run around the bases as fast as possible, touching each base en route
- Scoring: The time starts when the athlete leaves home plate and stops when the athlete returns to home plate after circling the bases. The time elapsed in seconds is subtracted from 60 to determine the point score. A penalty of five seconds for each base missed or touched in improper order shall be assessed. If an athlete has a time past 60 seconds they will receive a score of zero. The best score of two trials is recorded.

Event #2: Throwing



- Equipment: Regulation field, two measuring tapes, softballs, two small cones or marking stakes
- Purpose: To measure the athlete's ability in throwing for distance and accuracy
- Description: The player being tested stands behind the restraining line, back far enough to take one or more steps in preparation for throwing. The player has two trials to throw the softball as far and as straight as possible down the throwing line, without stepping over the restraining line. Coaches, assistants or other waiting players should be positioned in the field to indicate, using a cone or marking stake, the spot where each ball first touches the ground. The better of the two throws is measured and recorded as the player's score. If a player steps on or over the line before releasing the ball, the trial must be repeated. There will be a maximum of two repeats
- Scoring: The net throwing score equals the throwing distance, measured at a point on the throwing line straight across from (perpendicular to) the spot where the ball landed, minus the error distance, the number of meters the ball landed off target, away from the throwing line. The player's score is the better of the two throws. Both error scores and distance are measured to the nearest meter; for example, if a ball lands even with (perpendicular to) the 50-meter point on the measuring tape, but is six meters off to one side, the player's score is 44 points (Distance thrown [50] minus number of meters off target [6] results in a net score of 44 meters). Athletes score one point per meter; for example, 44 meters equals 44 points. If the score falls between meters, the score should be rounded; for example, 44.73 equals 45 points

Event #3: Fielding

- Equipment: 30.5-centimeter (12-inch) softballs, measuring tape, chalk/line, cones
- Purpose: To measure athlete's fielding ability
- Description: The athlete will stand between and behind the two cones. The official must throw the ball on the ground to the athlete, between the cones. The throw to the athlete must hit the ground before the 6.10-meter (20-inch) chalk mark. The athlete may move aggressively toward the ball. If the thrown ball is outside of the cones, the throw must be repeated. Each athlete gets five fielding attempts per trial. Each athlete receives two trials
- Scoring: The athlete receives five points for a clearly fielded ball (either caught in glove or trapped against the body, but off the ground); two points for a ball that is blocked; zero points for a missed attempt, for a maximum score of 50

Event #4: Hitting

- Equipment: Batting tee, 30.5-centimeter (12-inch) red-stitch restricted-flight softballs, bat, measuring tape and chalk
- Purpose: To measure the athlete's ability to hit for distance when hitting off a batting tee
- Description: Standing in a regulation-size batter's box (i.e., 2.31 meters [7 feet, 7 inches] by 99 centimeters [3 feet, 3 inches]), the athlete is instructed to hit the ball off the tee. The athlete receives three attempts
- Score: The distance of the longest hit shall determine the athlete's final score. The distance of a hit is measured from the batting tee to the point where the ball first touches the ground. The distance is measured to the nearest meter; for example, one meter equals one point; 46 meters equals 46 points. If the score falls between meters, scores should be rounded; for example, 46.73 equals 47 points

Final Score

- A player's final score is determined by adding together the scores achieved in each of the four events which comprise the Individual Skills Competition

TEAM SOFTBALL

Regional competition required to qualify for state competition

Specific Division Age Requirements

Junior (8 – 21)

Senior (22+)

Events:

- Softball Team Skills Assessment for Individuals is available with the entry forms
 - Team
 - Co-ed
 - Unified

Rules:

- Special Olympics Iowa will follow Amateur Softball Associations Slow Pitch rules. ASA Rules for Softball can be found on our website under the [Softball](#) page

Equipment:

- Only bats marked by the Manufacturer as “Official Softball” may be used
- A first baseman’s trapping-type mitt may be worn by first baseman and catchers only
- The catcher must wear a one piece helmet and mask
- All batters and base runners must wear a batter’s helmet
- Non-metal cleats may be worn
- A 30 cm (12”) optic yellow softball must be used

Competition:

- Team Softball competition does not follow the age categories for divisioning. It is an open age competition, which means teams consist of athletes of all ages
- Rosters are 10 – 15
- The game consists of seven innings with a 1½ hour playing time limit
- Extra innings are played if needed
- The game is considered complete if after three full innings of play one team leads the other by 15 runs or more, or five full innings of play one team leads the other by 10 runs or more
- If a batter is using the tee the pitcher will stand on the rubber and outfielders need to be on the grass
- The ball must be pitched in an underhand motion and should travel in an arc that is no less than 1.83 meters (6') and no greater than 3.66 meters (12'). Pitcher must have one foot on rubber to start pitch
- A carpet extension is used to determine a strike or ball. If the ball lands on the plate or carpet in correct arch, it is a strike. If the ball lands on the black area of plate, it is a ball
- At bats start with a one and one count. Four balls constitute a walk and three strikes constitute an out. If the batter has two strikes and fouls off the third pitch, he/she shall be declared out
- An appeal play is defined as a play in which an umpire is unable to make a decision unless he/she is requested to do so by a coach or player. The appeal can be made if a coach or player asks the umpire to make a ruling
- The umpires are empowered to make all decisions on the playing field. If a protest is made, it shall be brought to the Softball Rules Committee who will then make a final decision. A

protest may only be made if it questions the applicability of the rules. No protest will be considered which pertains to any judgment call made by an umpire

- A player can only occupy one spot in the batting order. If a player is replaced in the batting order he/she can only come back into that same slot in the order, and only one reentry allowed. Moving defensive position is not a substitution. Players can switch defensive positions at will
- If a coach touches a runner while the ball is still in play, that runner will be declared out. Coaches are required to stay within the boundaries of the coaches' box

Division I

- Athletes possess an excellent overall understanding of the game and have the basic fundamentals of softball.
- As a safety issue athletes in Division I are not be allowed to use the tee

Division II

- Athletes have a good understanding of the game and need little guidance from coaches on the basic fundamentals of softball.
- As a safety issue athletes in Division II are not be allowed to use the tee

Division III

- Players have a general understanding of the game.
- Athletes who are in the beginning level of learning the skills of softball may use a tee at bat.
- When the batter steps up to the plate, they must choose bat or tee. No changes at bat will be allowed.
- When using a tee the batter starts with a one-and-one count and can strike out

Division IV

- Athletes who are in the beginning level of learning the skills of softball may use a tee at bat. When the batter steps up to the plate, they must choose bat or tee. No changes at bat will be allowed.
- When using a tee the batter starts with a one-and-one count and can strike out
- After an athlete pitcher pitches four balls a coach will come in and pitch up to three pitches. There will be no walks. Batter will not be allowed to switch to tee after receiving pitch
- In Division IV three outs or 10 batters will indicate the end of an inning
- In Division IV, after the 10th batter bats and the pitcher has the ball in the vicinity of the mound the ball will be considered dead. Runners may advance to the base they are headed for

Developmental Division

- Athletes who are in the beginning level of learning the skills of softball may use a tee at bat. When the batter steps up to the plate, they must choose bat or tee. No changes at bat will be allowed.
- When using a tee the batter starts with a one and one count and can strike out.
- In the Developmental division coaches will pitch to their own batters. There will be only four pitches from the coach, or the batting tee. When the batter steps up to the plate, the coach and batter need to decide if the batter elects to use live pitches or the tee.
- In the developmental division, three outs or 10 batters will indicate the end of an inning
- In the developmental division, the defensive coach can be on the field behind 2nd base.

Unified

- Unified teams will only play Unified teams for medaling purposes. In the scenario that there are not enough Unified teams, exhibition games will be offered against

traditional Special Olympics teams. The teams will still be medaled in separate divisions.

- Five athletes and four Unified partners
- Each team shall have an adult non-playing coach responsible for the lineup and conduct of the team during the competition.

Special Olympics Softball Team Skills Assessment for Individuals

Name _____ Role: _____ Athlete _____ Unified Sports partner _____
Jersey Number _____ Coach's Name _____
Team Name _____ Evaluator's Name _____
Delegation Name (local program) _____ Date of Evaluation _____

Special Olympics Softball Team Skills Assessment for Individuals

F. **Hitting** (One choice – place the number of the athlete's most representative skill level in the box below.)

Athlete needs direction on proper stance, grip and place to stand	(2)
Athlete exhibits proper stance and grip, knows place to stand, but does not usually make contact with the ball	(3)
Athlete occasionally makes contact, but is not familiar with what is a strike pitch	(4)
Athlete regularly makes contact and occasionally hits the ball to the outfield	(6)
Athlete regularly makes contact and hits the ball with power and velocity	(7)
Athlete has the ability to place hit balls in opposite fields	(8)

SCORE _____

G. **Fielding** (One choice – place the number of the athlete's most representative skill level in the box below.)

Athlete is unable to make basic fielding plays (catching fly balls and/or grounders)	(2)
Athlete occasionally cleanly fields balls hit directly to them	(3)
Athlete fields balls hit directly to them three out of five times & attempts to field balls hit within 3-4 feet of them	(4)
Athlete occasionally fields balls hit within three to four feet of them	(5)
Athlete fields balls four out of five times when hit within three to four feet of them	(6)
Athlete routinely makes all basic plays, some difficult plays, tracking deep fly balls & fielding hard grounders	(7)

SCORE _____

H. **Base Running** (One choice – place the number of the athlete's most representative skill level in the box below.)

Athlete needs direction on when to run	(2)
Athlete understands when to run, but will only move forward one base without coaching	(3)
Athlete has a basic understanding of when to take more than one base	(4)
Athlete has a fair understanding of when to run sometimes looks to the coach for cues and direction	(5)
Athlete has a good understanding of when to run, knows when to tag up and run	(6)
Athlete has a good understanding of when to run, how many bases to take and how to slide effectively	(7)
Athlete is consistently able to pick-up and use the coach's directions	(8)

SCORE _____

I. **Game Awareness** (One choice – place the number of the athlete's most representative skill level in the box below.)

Athlete needs frequent coaching in offense and defense	(2)
Athlete has understanding of most basic game situations	(3)
Athlete has a fair understanding of what to do in most game situations, but still requires coaching	(4)
Athlete has a clear understanding of what to do in most game situations, requires little to no coaching	(5)
Athlete is able to make the play at hand, also recognizing other action occurring which may require attention (backing up players, run down situations, etc.)	(6)
Athlete has a complete understanding of their role and teammates' roles, using that leadership to direct play on the field	(8)

SCORE _____

J. **Throwing** (One choice – place the number of the athlete's most representative skill level in the box below.)

Athlete has difficulty throwing the ball on the run for any distance	(2)
Athlete is able to throw the ball on the run a distance of at least ten feet	(3)
Athlete regularly makes throws of at least 25 feet	(4)
Athlete regularly makes accurate throws of up to 25 feet	(6)
Athlete regularly makes accurate throws within the infield or from the outfield to a cut-off	(7)
Athlete consistently throws the ball accurately to any other position or player on the field, with speed and velocity	(8)

SCORE _____

K. **Pitching** (One choice – place the number of the athlete’s most representative skill level in the box below.)

- Athlete has the right distance, but is consistently unable to get the ball over the plate for a strike (2)
- Athlete occasionally throws the ball in the strike zone, but without the correct arch (3)
- Athlete frequently throws the ball in the strike zone, but without the correct arch (4)
- Athlete occasionally throws quality pitches for strikes showing the proper technique and delivery (6)
- Athlete frequently throws quality pitches for strikes showing the proper technique and delivery (7)
- Athlete consistently throws quality pitches for strikes showing the proper technique and delivery, mixing pitches to adjust to batter and count (8)

SCORE _____

G. **Catching** (One choice – place the number of the athlete’s most representative skill level in the box below.)

- Athlete has difficulty catching most thrown balls (2)
- Athlete is able to catch balls thrown or hit directly to them (3)
- Athlete can catch some off target balls and occasionally those thrown or hit within two to three feet of their starting position (5)
- Athlete frequently catches hit or thrown balls requiring movement from their original fielding position (7)
- Athlete regularly catches balls requiring movement with the exceptional speed to track balls and the ability to leap high to catch rising line drives (8)

SCORE _____

Total Score _____

Overall Rating _____

Total Score – sum of 7 individual scores

Overall Rating – average of 7 individual scores (total score divided by 7)

SWIMMING

Due to construction at Iowa State University during Summer Games, swimming will be a standalone state event for 2025 and will not be apart of the 2025 Summer Games.

Specific Division Age Requirements

Special Olympics division guidelines allow for the combining of individuals in consecutive age groups and/or gender into the same division if their ability levels are similar enough to provide fair and equitable competition.

Relay

Junior (8 – 15)

Senior (16 – 51+)

Relay Categories

Co-ed – two female and two male

Female – four female

Male – four male **or** one male and three female **or** three male and one female

Unified Team – two athletes and two Unified partners, (will not be divisioned by gender)

Entries:

- Entry score for the athlete should be their best effort time

Events:

The following events will be offered in swimming competition:

- 25 yard Backstroke
- 50 yard Backstroke
- 100 yard Backstroke
- 25 yard Breaststroke
- 50 yard Breaststroke
- 100 yard Breaststroke
- 25 yard Butterfly
- 50 yard Butterfly
- 100 yard Butterfly
- 15 yard Flotation Race
- 25 yard Flotation Race
- 25 yard Freestyle
- 50 yard Freestyle
- 100 yard Freestyle
- 200 yard Freestyle
- 100 yard Freestyle Relay (4 X 25 yard)
- 100 yard Unified Freestyle Relay (4 X 25 yard)
- 100 yard Individual Medley
- 200 yard Individual

The 15 yard and 25 yard flotation are development events. These events are for individuals that need assistance (flotation device) in the water. It is not a “learn-to-swim” event. Each athlete is responsible for his/her own flotation device. The device must be of the body wrap around type such that if the athlete were to not be able to hold onto the device, the device would still support the athlete with his/her face out of the water. (Flotation devices such as kickboards, inner tubes or floats that wrap around the arms are not acceptable for use at any time). If an athlete needs assistance to enter or leave the pool, his coach or staff will help. Our volunteers are not trained to do this. There is a 10 minute limit on the 15 yard race and a 15 minute limit on the 25 yard race.

Rules:

- The Official Special Olympics Sports Rules for Swimming shall govern all Special Olympics competitions. As an international sports program, Special Olympics has created these rules based upon Federation International de Natation Amateur (FINA) rules for swimming found at <http://www.fina.org/>. United States Swimming Rules shall govern the competition with the exception of the false start rule. Rules can be found on the [Summer Games](#) page of our website
- An athlete with Down syndrome who has been diagnosed with Atlanto-Axial Instability may not participate in Butterfly events, Individual Medley events, or diving starts
- If available, starting blocks may be used at area and state competition
- Each swimmer will be allowed one false start. Upon committing a second false start, that swimmer will be disqualified
 - In all cases where a false start occurs, the race will be recalled and the disqualified swimmer shall not be permitted to swim
- Athletes will be disqualified for walking on the bottom of the pool during competition
- Athletes must use appropriate strokes at all times
- No jewelry is to be worn during competition
- No flotation devices shall be allowed except in the developmental event
- No coach shall enter the water with the swimmer in any event with the exception of assisting an athlete in and out of the pool

Stroke Specific Rules:

- Below are common rule violations in each swim stroke. The penalty for stroke form violations is disqualification from event

Backstroke

- The body shall remain on the back
- The turn requires that some part of the swimmer’s body contact the end wall
- The finish requires contact with the finish wall, by any part of the body

Breaststroke

- Some portion of the head must break the water surface sometime during each stroke cycle
- The stroke requires both hands be pushed forward from the breast simultaneously on, above, or under the surface of the water
- The kick requires the feet be drawn up with the knees bent. The feet must be turned outward during the propulsive part of the kick. All movement of the legs and feet shall be simultaneous and in the same horizontal plane. NO scissors, flutter, or downward butterfly kick is permitted
- The turn requires a simultaneous touch with two hands, not necessarily on the same plane after which any manner of turn is permitted
- The finish requires contact with the finish end when both hands touch simultaneously, not necessarily on the same plane

Butterfly

- The stroke requires that both arms simultaneously pull backward under the water, then

simultaneously recover over the water

- The kick requires that both legs and feet move up and down simultaneously in the vertical plane. Scissors, breaststroke, and alternating up and down movements of the legs are not permitted
- The turn requires simultaneous touch with two hands, not necessarily on the same plane, after which any manner of turn is permitted
- The finish requires contact with the finish end when both hands touch simultaneously, not necessarily on the same plane, and shoulders horizontal

Competition:

- Relays consist of four athletes or two athletes and two Unified Partners. If one athlete is unable to compete the day of competition, then he/she may be replaced with another athlete so long as the category does not change
 - For example: Junior female relay must remain a Junior female relay
- The substituted athlete must already be competing in the sport at the competition

TENNIS SKILLS

No qualifier required for state competition

Specific Division Age Requirements

Special Olympics division guidelines allow for the combining of individuals in consecutive age groups and/or gender into the same division if their ability levels are similar enough to provide fair and equitable competition.

Events:

- Athletes entered into Individual Tennis Skills competition may not enter Singles or Doubles events

Rules:

- The Official Special Olympics Sports Rules for Tennis shall govern all Special Olympics competitions. As an international sports program, Special Olympics has created these rules based upon International Tennis Federation (ITF) Rules for tennis found at <http://www.itftennis.com/>. Special Olympics Tennis Rules can be found on the [Summer Games](#) page of our website

References:

- **Tennis Rating Sheet:** http://media.specialolympics.org/soi/files/resources/Sports-Rules-Competitions/Tennis/Tennis_Rating_Sheet_2012.docx
- **Levels Court Diagram:** http://media.specialolympics.org/soi/files/resources/Sports-Rules-Competitions/Tennis/Levels_court_diagrams.docx

Competition:

Levels:

The following is a guide to levels designed to provide competition opportunities to athletes of all abilities. Competition events for Levels 2 – Level 5 are: Singles Doubles, Mixed Doubles and Unified Doubles.

Level 1	Individual Skills Competition	Tennis Rating of 1.0 – 1.9 ITN 10.3-10.2 42'	Court – Red foam ball
----------------	--------------------------------------	---	------------------------------

Event #1: Forehand Volley

- The athlete stands approximately one meter from the net with the feeder on the other side of the net, positioned halfway between the service line and the net
- Each athlete is given five attempts to hit a ball safely over the net
- The feeder underhand tosses each ball to the athlete's forehand side
- The athlete scores five points for hitting into the service box into either service box

Event #2: Backhand Volley

- Same as forehand volley except feeder sends the balls to athlete's backhand side
- Each athlete is given five attempts
- The athlete scores five points for hitting into the service box into either service box

Event #3: Forehand Groundstroke

- The athlete stands one meter behind the center (T) of the service line
- The feeder is on the other side of the net, positioned half way between the service line and the net, underhand tosses the ball so it bounces once before reaching the athlete's forehand side
- Each athlete is given five attempts

- The athlete scores five points for hitting into either service box

Event #4: Backhand Groundstroke

- Same as forehand groundstroke except the feeder sends the ball to the athlete's backhand side
- Each athlete is given five attempts
- The athlete scores five points for hitting into either service box

Event #5: Deuce Court

- Each athlete is given five attempts to hit a legal serve from the right court to the deuce service box
- A ball landing in the correct service box will count 10 points
- A zero score is recorded if the athlete commits a foot fault or fails to get the ball in the service box
- A foot fault occurs when the athlete steps on or over the service line

Event #6: Advantage Court

- Same as serve to deuce court but from the left court to the advantage service box
- Each athlete is given five attempts
- A ball landing in the correct service box will count 10 points
- A zero score is recorded if the athlete commits a foot fault or fails to get the ball in the service box
- A foot fault occurs when the athlete steps on or over the service line

Event #7: Alternating Groundstrokes with Movement

- The athlete begins one meter behind the center (T) of the service line
- The feeder is on the other side of the net positioned halfway between the service line and the net, alternates underhand tosses to the athlete's forehand and backhand sides
- Each toss should land at a point which is both halfway between the service line and the net and halfway between the center service line and singles sideline
- The athlete must be allowed to return to the center mark before feeding the next ball
- Each athlete is given 10 attempts
- The athlete scores five points for hitting into either service box

Final Score

- A player's final score is determined by adding together the scores achieved in each of the seven events which comprise the Individual Skills competition

TENNIS

No qualifier required for state competition

Specific Division Age Requirements

Special Olympics division guidelines allow for the combining of individuals in consecutive age groups and/or gender into the same division if their ability levels are similar enough to provide fair and equitable competition.

Events:

- Athletes may register for two events (singles and one doubles event). Athletes entered into Individual Skills competition may not enter singles or doubles events. Tennis Skills Assessment for individuals is included with entry form
 - Singles
 - Doubles
 - Mixed Doubles

Unified Doubles Rules:

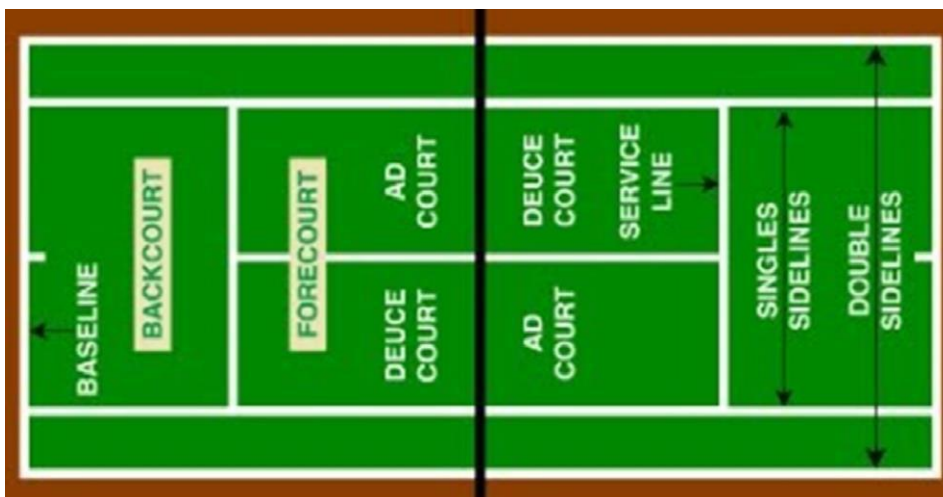
- The Official Special Olympics Sports Rules for Tennis shall govern all Special Olympics competitions. As an international sports program, Special Olympics has created these rules based upon International Tennis Federation (ITF) Rules for tennis found at <http://www.itftennis.com/>. Special Olympics Tennis Rules can be found on the [Summer Games](#) page of our website

Competition:

- Athletes will be in a division based on their rating (2.0 – 8.0) determined by completion of the Tennis Rating Sheet. SOIA will division according to ability. The Special Olympics Rating Guidelines will be used
- Tennis Rating Sheet is included with the entry form
 - The size of the court on which competition will be held and the type of ball which will be used will correspond to the level of play to which the athlete is assigned based on their rating

Suggested Competition Levels:

- Review the following guide to ensure athletes are divisioned in the correct levels



Levels:

The following is a guide to levels designed to provide competition opportunities to athletes of all abilities. Competition events for Levels 2 – Level 5 are: Singles Doubles, Mixed Doubles and Unified Doubles

Level 2	Match play: Tennis Rating of 2.0 – 2.9 ITN 10.1 42'	Court – Red foam ball
Level 3	Match play: Tennis Rating of 3.0 – 3.9 ITN 10 60'	Court – Orange ball
Level 4	Match play: Tennis Rating of 3.0 – 4.9 ITN 9 78'	Court – Green ball (Yellow ball with green dot)
Level 5	Match play: Tennis Rating of 5.0 – 8.0 ITN 8, 7, 6 78'	Court – Yellow ball

Notes: Level 3 is intended as a transitional level for training purposes. It can be used for competition if sufficient entrants at this level are expected.

The SO Tennis Rating above are for singles, the range of rating should be doubled when athletes are playing doubles matches, i.e. Level 4 would become 6.0 – 9.9

TRACK AND FIELD

Area competition required to qualify for state competition

Specific Division Age Requirements

The combination of gender and/or consecutive age groups are generally not combined

Relay Age Groups

8-15

16-21

22+

Relay Categories

Co-ed – two female and two male

Female – four female

Male – four male **or** one male and three female **or** three male and one female

Unified team – two athletes and two Unified partners (will not be divisioned by gender)

Rules:

- United States Athletic (Track & Field) Rules shall govern the competition with the exception of the false start rule. Rules can be found on the [Summer Games](#) page of our website

Entries:

- Entry score for the athlete should be their best effort time/distance

Events:

The following **developmental** events will be offered in track & field competition:

- 25M Walk with Me (lead up to 25M Walk - any athlete requiring a person to guide or balance for safety ONLY)
- 50M Walk with Me (lead up to 50M Walk - any athlete requiring a person to guide or balance for safety ONLY)
- 25M Walk (walk independently on own or with use of a cane or walker)
- 25M Manual Race
- 25M Push Me Please
- 30M Manual Slalom
- 30M Motorized Slalom
- 30M Motorized Straight
- 4 X 25M Wheelchair Shuttle Relay
- Tennis Ball Throw (lead up for softball throw)

The following **walking** events will be offered in track & field competition:

- 50M Walk
- 100M Walk
- 400M Race Walk
- 800M Race Walk
- 2K Race Walk
- 4 X 100M Race Walk Relay
- 4 X 100M Unified Race Walk Relay

The following track and field events will be offered in track & field competition:

- 50M Dash
- 100M Dash
- 100M Manual Wheelchair Straight

- 100M Motorized Wheelchair Straight
- 200M Dash
- 400M Dash
- 4 X 100M Relay
- 4 X 100M Unified Relay
- 800M Run
- 1500M Run
- Standing Long Jump (lead up for running long jump)
- Running Long Jump – One meter minimum jump requirement
- High Jump (12 & older) – One meter minimum jump requirement
- Pentathlon (14 & older) – (Five events - RLJ, SP, HJ, 100M, 400M)
- Softball Throw (lead up for shot put)
- Mini Javelin (lead up for shot put)
 - 400g for all male athletes 16+
 - 300g all females; male athletes ages 8-15
- Shot Put (12 years & older)
 - Men 4.0 kg/8.8 lbs.
 - Women 3.0 kg/6.6 lbs.

Competition:

- Athletes may enter up to two individual events and a relay
- Athletes in the Pentathlon may also participate in a relay
- An athlete may participate in one throwing event and one jumping event
- If both of the athlete's events are scheduled at the same time or one is running late, report to one of the staging areas that the athlete will be late
 - If an athlete arrives after their division has competed and they **did not** report to the staging area, the athlete **might** be able to participate for a **participation medal only**
 - If an athlete arrives after their division has competed and **did** report to the staging area, the athlete may compete and receive the appropriate award
- Running events take precedence over field events
- Relays consist of four athletes or two athletes and two Unified partners. If one athlete or Unified partner is unable to compete the day of competition, then he/she may be replaced with another athlete or Unified partner so long as the category does not change
 - For example: junior female relay must stay a junior female relay
- The substituted athlete must already be competing in the sport at the competition

Developmental Events

- Developmental events are open only to athletes with low motor ability and who are, therefore, unable to participate in traditional Special Olympics events
- If an athlete completes the 25M Walk in less than 12 seconds, it is recommended that the athlete participate in the 50M Walk
- If an athlete can throw a tennis ball 10 meters or more, it is recommended that the athlete participate in the softball throw
- Delegation should take into consideration the state schedule and event locations to avoid event conflict

General Track Event Rules:

- Athletes who receive assistance from any person may be disqualified, excluding the 25M Walk with Me or 50M Walk with Me events. Assistance includes pacing by anyone not participating in the race or through any kind of technical device. This includes the developmental events.
- In **all** the 50M, 100M, 200M, and 400M events each athlete must keep in his/her allotted lane from start to finish. If he/she is judged to have run out of their lane or impedes another athlete,

he/she may be disqualified. Warnings may be given to athletes without disqualification.

- 200M and 400M run and walk – use a staggered start
- 800M – runner will run in the lanes through the first turn as far as the nearer edge of the break line where athletes may leave their respective lanes
- 1500M, 2K – use a waterfall start
- **No cleats or spikes may be worn at area and state events**
- NO RUNNING during any walking event
- Race Walking is a progression of steps so that unbroken contact with the ground is maintained
The advancing foot must make contact with the ground before the rear foot leaves the ground

General Field Event Rules:

- **All field event athletes are given three NON-CONSECUTIVE attempts measured in METERS.**
- The longest measurement of all three attempts should be used for the final result.
- The measurement for STANDING/RUNNING LONG JUMP is where the heels of the athletes lands.
- The measurement for all THROWING EVENTS is where the object thrown initially touches the ground.

Softball & Tennis Ball Throw

- Athletes throwing over the distance of 10 meters in the Tennis Ball Throw will be asked to transition to the Softball Throw or choose another track and field event.
- Athletes throwing over the distance of 30 meters in the Softball Throw will be asked to transition to the Mini Javelin or Shot Put or choose another track and field event.
- The athlete must release the throw of the ball behind the designated line.

Mini Javelin

- 300g – all female & male athletes ages 8-15
- 400g – all male athletes 16+
- Mini javelin must be held by the grip with one hand only.
- Mini javelin shall be thrown over the shoulder and may not be slung or hurled.
- The measurement of each throw shall be made from where the tip first struck the ground.
- A throw will be considered a scratch if the tip does not strike the ground first.

Shot put

- Men's Shot – 4.0kg
- Women's Shot – 3.0kg
- The shot shall be put from the shoulder with one hand only.
- During an attempt, the athlete or his/her wheelchair, may not touch the top edge of the stop-board.
- The throw will be declared foul if the shot falls on or outside the lines marking the landing sector.

Standing Long Jump

- An athlete is required to use both feet on the take-off. He/she may rock backward and forward lifting his/her heels and toes alternatively, but he/she may not lift either foot clear off the round.
- Both feet start behind the line
- Measured at the heels where the athlete lands

Running Long Jump

- All jumps will be measured along a perpendicular line from the foul line to the closest impression on the sand pit made by any part of the athlete's body.
- The athlete must lead off the ground with one foot.
- An athlete may receive assistance from an official to mark their runway starting point.

VOLLEYBALL SKILLS

No qualifier required for state competition

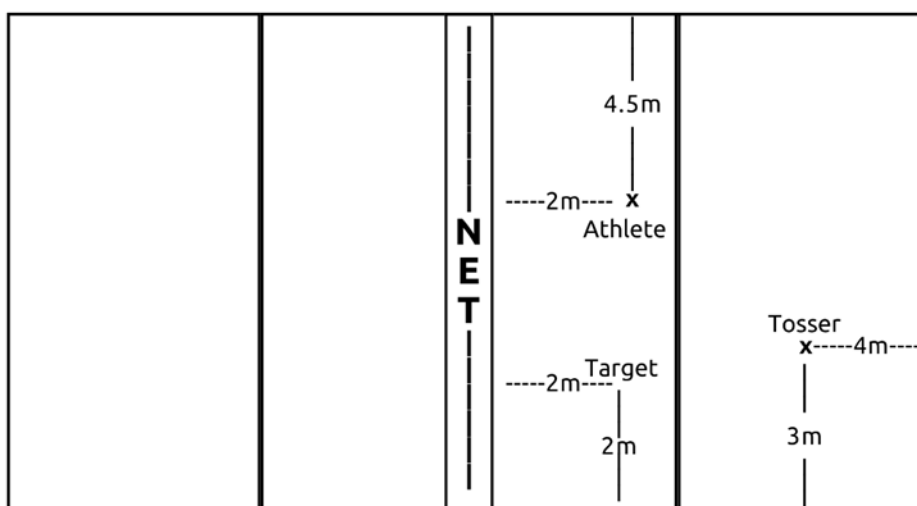
Specific Division Age Requirements

Special Olympics division guidelines allow for the combining of individuals in consecutive age groups and/or gender into the same division if their ability levels are similar enough to provide fair and equitable competition.

Events:

- Three events comprise the Individual Skills Competition: overhead passing (volleying), serving and passing (forearm passing).

Event #1: Overhead Passing (Volleying)



Equipment:

- Use a regulation-size court that is 18 meters (59 ft) long and 9 meters (29 ft, 6 in) wide, four volleyball (modified ball permissible), net height at 2.24 meters (7ft, 4 1/8 in) for women and 2.43 meters (7ft, 11 5/8 in) for men, standards, antennae and ball Box

Description:

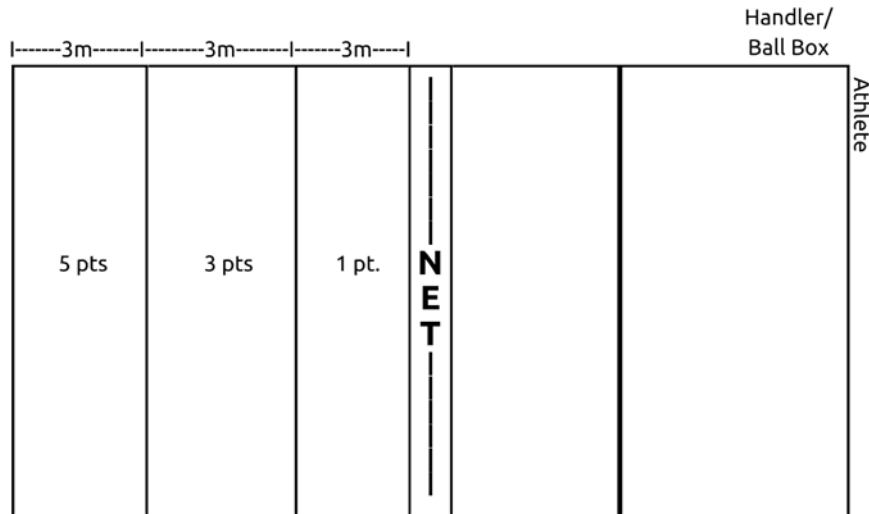
- Player is given 10 attempts from the center front position that is two meter (6ft, 6 ¾ in) from the net and 4.5 meters (14 ft, 9 in) from the sideline.
- The player receives 10, two handed, underhand-tossed balls from the tosser who is positioned in his/here backcourt, four meters (13 ft, 1 ½ in) from the baseline and three meters (9 ft, 10 in) from the sideline in the left back position.
- The player sets the tossed ball toward a target (a person who has his/her hands above the head and who is standing two meters from the net and two meters from the sideline in the left front positions).
- Tosses that are not high enough for the athlete to set are repeated. The goal is for the peak of the arc of each set ball to be above net height.

Scoring:

- The peak of the arc of each ball toward the target is measured.
- The athletes will receive one point for volleying/setting the ball one meter (3ft, 3 1/3 in) above his/her head height and three points for volleying/setting the ball above net height.

- The following results in zero points: illegal contact, ball which go lower than head high and ball which go over the net or outside the court.
- The athlete's final score is determined by adding together the points awarded for each of the 10 attempts. It is suggested that the official stand on a chair to evaluate the height of each set.

Event #2: Serving



Equipment:

- Use a regulation-size court that is 18 meters (59 ft) long and 9 meters (29 ft, 6 in) wide
- Five volleyball (modified ball permissible)
- Net height at 2.24 meters (7ft, 4 1/8 in) for women and 2.43 meters (7ft, 11 5/8 in) for men
- Standards
- Antennae
- Measuring tape
- Floor tape or chalk
- Ball Box

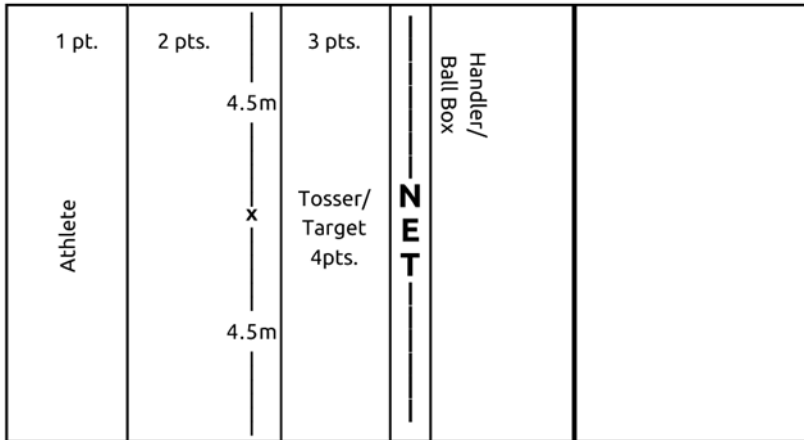
Description:

- The athlete stands 1.5 meter (4 ft 11 in) inside the end line and serves 10 volleyballs, one at a time, into the opponent's court.

Scoring:

- The court is divided into three equal areas of 3 meter (9 ft 10 in) in width. Each of these areas is assigned a different point value. The athlete's score is the cumulative point total of the 10 serves. A ball which lands on the line is assigned to the area with the highest point value.

Event #3: Passing (Forearm Passing)



Equipment: Use a regulation-size court that is 18 meters (59 ft) long and 9 meters (29 ft, 6 in) wide

- Five volleyball (modified ball permissible)
- Net height at 2.24 meters (7ft, 4 1/8 in) for women and 2.43 meters (7ft, 11 5/8 in) for men
- Standards
- Antennae
- Measuring tape
- Floor tape or chalk

Description:

- The athlete stands at the center back position. A ball is thrown, using a two-hand, overhead toss by a tosser/target who is standing on the same side of the net in the center front position, two meters (6 ft, 6 3/4 in) from the net. The athlete receives the toss and passed the ball towards the tosser/target. Target areas of varying point values are marked on the front court.

Scoring:

- The athlete must pass the ball so that the peak of the arc is at least net height in order to receive maximum points. A ball which lands on the line is assigned to the area with the higher point value. A ball which is passed below net height will receive only one point, regardless of where it lands. The athlete's final score is determined by adding together the points scored from his/ her ten attempts at the center back position. It is suggested that the official stand on a chair to evaluate the height of each pass. An athlete will receive zero points if no contact is made with ball. If the athlete passes the ball back to the tosser/target 4 points will be awarded.

TEAM VOLLEYBALL

No qualifier required for state competition

Specific Division Age Requirements

Junior (8 – 21)

Senior (22+)

Gender is mixed

Entries:

- Volleyball Assessment for Individuals is included with entry form

Events:

- Team
- Unified

Rules:

- SOIA Volleyball Tournament will be conducted in accordance with the (Federation Internationale de Volleyball (FIVB), which USAVB Rules. Special Olympics [Volleyball](#) Rules can be found on the SOIA website.
- Unified teams
 - Each team may have up to three hits, one of which must be by an athlete

Equipment/Uniforms:

- All players, coaches, and athletes must wear tennis shoes. Uniforms should consist of t-shirts with numbers on the front and back and shorts or volleyball uniform sets. If a team is unable to wear uniforms or does not have t-shirts with numbers on the front and back, please wear shirts and shorts appropriate for athletic competition (no denim or khaki shorts)

Competition:

- Teams will be assigned to divisions based on ability within varying levels of play. Please see the following pages for specific divisioning information. Team Composition: Six players and up to six substitutes
- Rally scoring will be used in all divisions. Rally scoring means that every time the ball is served a point is scored. In the Developmental Division all competition will be single game matches, with the winners being the first team to 15. In all other divisions there will be pool play in the morning consisting of singles games with the winner being the first team to 15. Winning team must win by two points. The morning games will determine the seeding for medal round play in the afternoon

Volleyball Division Criteria

DIVISION I

Playing all high school rules including:

- Foot Faults
- In the net
- Carries
- Blocking serve

Criteria

- Majority of servers (four out of six starters) could serve 15 straight if not returned. One or two players could serve six-eight straight, possibly one player who couldn't serve six-eight straight
- Majority of players (four out of six starters) can return a serve or a volley routinely. The rest of team can return a serve or a volley occasionally
- Majority of players can set teammates and play on ball set by teammates
- Majority of starters would move for a ball

DIVISION II

Some leniency in rules:

- Call all foot faults
- Can touch net if doesn't interfere with opponent, but call if during attempt to spike, and call if at least whole foot touches past center line or interferes with opponent
- Call only obvious carries
- Call spiking serve

Criteria

- Half of starters could serve 15 straight if not returned. One or two players could serve six-eight straight if not returned. One or two players have at least half straight if not returned. One or two players could not serve over 50% from back line
- Half of players can return a serve or a volley routinely. One or two players can return a serve or volley occasionally. One or two players might return a serve or volley hit right to them, if in the front row
- Half of starters can set a teammate and play on ball set by teammates
- Half of starters would move for a ball

DIVISION III

Added leniency in rules:

- Call foot faults if whole foot is over line
- Can touch net if doesn't interfere with opponents - call if more than one foot is touching under net or interferes with opponents
- Call only very obvious carries
- Call spiking a serve

Criteria

- One or two players could serve 15 straight if not returned. One or two players would regularly serve six-eight straight if not returned. One or two players would have 50% of good serves
- One or two players can return a serve or a volley routinely. One or two players can return a serve or volley occasionally. One or two players might return a serve or volley hit right to them if in the front row. One or two players who rarely would return a serve or volley even if hit right to them when in the front row
- One or two players can set a teammate and play on a ball set by teammates
- One or two players would move for a ball

DIVISION IV

Increased leniency in rules:

- Call foot faults if whole foot is over line, may move service line closer to the net, but no closer than 14'9" but if server is reaching back row they should serve from end line
- Any touching of net or going under net allowed first time if it doesn't interfere with opponents playing ball. Warn athletes, if same athlete repeats, call as in Division III
- Call only catch and throw
- Can block serve
- Five point service rule – if one player serves consecutively to score five times, service will move to opponent
 - The change of service is considered a side out and one point is earned to the new server

Criteria

- Half of starters could serve five straight serves in, if not returned from either end line or three feet in. One or two starters at least 50% of serves would be good from either line. One or two starters could not serve at least 50% of serves good from line three feet in
- One or two players can return a serve or volley occasionally. One or two might return a serve or volley that is hit right to them, if they were in the front row. One or two players would rarely return a serve or volley even if the ball was hit right to them and they were in the front row
- One or two players that might set a team mate or play on a ball hit by a teammate
- One or two players might move for a ball

DEVELOPMENTAL DIVISION

- Call foot faults if whole foot is over the line
- May move service line closer to the net, but not closer than 14'9". If services are reaching back row then they should serve from the end line

Very lenient on rules similar to Division IV

- Play on smaller court, lower net, lighter, larger ball
- Court: Smaller Size 25' X 50'
- Net: Lower height 7'4 1/8"
- Equipment: Ball will be a softer rubber (Volleyball Trainer)
- Serve: The service line may be moved closer to the net. But no closer than 4.5 meters from the net
- Five point service rule – if one player serves consecutively to score five times, service will move to opponent
 - The change of service is considered a side out and one point is earned to the new server

Criteria

- Entire team should consist of athletes with lower levels of skills

Volleyball Tournament Rules Modifications and Points of Emphasis

As noted previously the SOIA State Volleyball Tournament will be played according to the official SOI [Volleyball](#) rules except for the following modifications:

Points of Emphasis

- Scoring Change
 - Scoring in Divisions I – IV for afternoon medal round play
 - During medal round play the first two games of the three game match will be played to 21. The third game of the match, if necessary, will be played to 15. Winning team must win by two points

- Seeding round games in all divisions and all developmental division games will be played to 15. Winning teams must win by two points
- Libero Player
 - Teams in Divisions I and II are encouraged to consider using a Libero player. Please check the SOI Volleyball rules on page four for the rules regarding Libero players

Rules and Game Management

Rights and Duties of Team Personnel and Players

- Spokesman of the team – playing captain and head coach may address referee only to request clarification of ruling, timeout or substitution
- Timeout requests – request to be made by captain or head coach when ball is dead
 - Teams are allowed two 30 second timeouts per game
 - Players must remain on the court during timeouts

The Teams

- Compositions of Teams and Substitutions
 - A team shall consist of six players. The complete team, including substitutions, may not exceed twelve players
 - Teams are allowed free substitutions
- Choice of Playing Area or Serve
 - Decided by coin toss. Winner chooses either first serve or playing area for first game
- Interruption of Play
 - Play may be stopped at any time when an injured player, foreign object, or hazard is noticed by the referee. The referee will direct a replay

Commencement of Play and the Services

- The Service – putting the ball in play by the player in the right back position who hits the ball with the hand or arm
 - Serve must be started within eight seconds of referee signal. The referee will blow the whistle to call for the serve
 - The ball shall be cleanly hit. If the ball falls without being hit by the server, a replay will be allowed only once during a service rotation
 - The server must be within the service area at the time of striking the ball for the serve. Server may not touch back or side lines of the court. (In Division IV and Developmental the service line may be moved closer to the net, but no closer than 14' 9" or 4.5m.)
 - A good serve passes over the net between the antennas. A let serve is good and is played
 - If served prior to referee signal, in Division IV and Developmental, the server will re-serve, for Division I, II, and III the serve will be a side out
- Serving Faults – side outs and change of service will be called for the following:
 - Ball passed under net
 - Ball passes outside of or hits antenna
 - Ball touches player on serving team or any object prior to entering opponent's area
 - The ball lands outside of opponents playing area
 - Blocking or spiking a serve is illegal
- Duration of Service – player continues to serve until fault is committed by serving team
 - In Divisions IV and Developmental, after five consecutive successful serves, a side out will be called and serving will change to the opponent
- Serving Out of Order – team loses serve and any points won during service. Team must resume correct serving order
- Change of Service – the team receiving the ball for service rotates on position clockwise before serving
- Positions of Players at Service – placement of players must conform to service order

- All players with the exception of the server must be on the court. Center front and center back players may be no further left or right than the players on their left or right. Back court players may be no nearer the net than their corresponding front court players. After the ball is contacted, players may move from their respective positions
- Serving order remains the same for the entire game
- Serving orders may be changed after each game

Playing the Ball

- Maximum of Three Team Contacts – a maximum of three consecutive team contacts to return the ball to opponents play area is allowed
- Contacted Ball – player who contacts the ball or is contacted (hit) by the ball is counted as one contact
- Contact to Ball with Body – ball may be hit with any part of the body
- Simultaneous Contact with the Body – ball may be contacted by any number of parts of the body as long as contact is simultaneous
- Successive Contact – players may have successive contacts of the ball during a block as long as there is no finger action used to direct the ball. Any other successive hit shall be a double hit and considered a fault
- Held Ball – when ball visibly rests momentarily on hands or arms. Ball must be clearly hit
- Simultaneous Hits by Opponents – if held simultaneously it is a double fault and a replay is called
 - If contacted simultaneously and not held, play will continue
 - After this, the team to whose side the ball falls will have the right to play the ball three times
 - If, after this, the ball falls out of bounds, the team on the opposite side shall be called for hitting the ball out of bounds
- Ball Played by Teammates – when two players of the same team contact the ball simultaneously this is counted as one contact and either player may take the next contact
- Blocking – action close to the net to prevent the ball from coming from opponent's area. A blocked ball is considered to have crossed the net
 - Blocking may be done only by players in the front row
 - Multiple contacts of the ball are permitted during one block attempt
 - Any player participating in the block may make next contact. This next contact is counted as one of the three allowed the team
 - Team blocking the ball is permitted three additional contacts after the block
 - Backline players may not block, but may play the ball in any area on the court
 - Blocking a serve is prohibited
 - Blocking ball across the net above the opponents court is legal if:
 - Ball had intentionally been directed into opponent's court (spike)
 - Opponents have completed three hits
 - Ball is directed over the net or falling near the net and no player on attacking team can make a play
 - Ball Contacting Top of Net and Block – if ball contacts the top of the net and is blocked and falls in the attacker's area, the attacking team is entitled to three hits
 - Backline Attacker – a backline player returning a ball to the opponent's area while inside the attack area, must contact the ball below the top of the net. This does not apply if the backline player jumps from clearly behind the attack line and lands in the attack area. Penalty for infraction is a fault. The attack area is 10 feet from the net

Play at the Net

- Ball Contacting and Crossing the Net – shall remain in play provided contact is between the net antennas or their assumed extensions

- Player Contact with Net – player contacting the net during play with any part of the body or uniform will be called for a fault. If the ball is hit into the net causing the net to touch the player, no fault is called
- Simultaneous Contact by Opponents – If opponents contact the net simultaneously, the referee will call a double fault and direct a replay
- Contact by Player Outside of Net – accidental contact of supports, referee’s stand, etc. shall not be a fault

Dead Ball – Ball Becomes Dead when:

- The ball touches the net antennas or does not pass entirely between the net antennas
- The ball lands out of bounds
- The ball contacts the ceiling or an overhead obstruction and is not legally played next by the offending team
- The ball contacts the ceiling or an overhead obstruction after the third hit
- The ball contacts a wall or ceiling obstruction which is over an unplayable area
- The ball becomes motionless in the net or on an overhead obstruction
- The ball touches the floor
- The ball passes completely under the net
- The ball contacts a non-player in a playable area
- A ball (from the direction of the court) or a player breaks the plane of an unplayable area
- A player commits a fault
- An official’s whistle or timer’s audio signal sounds for any reason

Team and Player Faults

- Double Fault – opposing players commit faults simultaneously. Replay will be directed
- Faults at Approximately the Same Time – first offense shall be penalized. If not able to determine, will be called a double fault and replay directed
- Penalty for Committing Faults – if the serving team commits a fault, side out is declared. If receiving team commits a fault, serving team is awarded a point
- Team and Player Faults include:
 - Ball touches floor
 - Ball is held, thrown, or pushed
 - Team plays ball more than three times consecutively
 - Player touches ball twice consecutively
 - Team is out of position at service
 - Player touches net or antenna
 - Player completely crosses center line and contacts opponent’s playing area
 - Player attacks ball above opponent’s playing area
 - Backline player attacks hit ball into opponents playing area from above the net while in attack area
 - Ball does not cross net entirely between antennas
 - Ball lands outside court or touches object outside court
 - Ball is played by a player being assisted by a teammate
 - Player receives a personal penalty
 - Player reaches under the net and touches the ball or opponent while the ball is being played by the opponent
 - Game is delayed persistently
 - Players disrupting opponents
 - Illegal blocking
 - Illegal serve or service fault

Scoring and Result of the Game

- When a Point is scored – each time the ball is served a team is awarded a point
- Winning Score – rally scoring will be used. In the morning, a game is won when a team scores 15 points and has a two-point advantage. In the afternoon, a game is won when a team scores 21 and has a two-point advantage
- Pool play – will be used in the morning. One game will be played with each team in your division
- Bracket play – will be used in the afternoon. Two games to 21 and if needed, a third game tie breaker to 11. Single elimination play

Game Procedures

- Pregame
 - Call captains together for coin toss
 - Three-minute warm-up period on court
 - Team line up at back line of respective courts and take positions upon whistle and signal of referee
 - Second referee verifies line up and service order
- Start of Game
 - Prior to serve, players will halt movement
 - Serve is made upon whistle and signal of first referee
- Substitution Procedures
 - Substitutes approach a referee and wait to be recognized for entry into the game
 - Substitutes entering and players leaving will touch hands and wait to be recognized by the second referee
- End of Game and Start of Next Game
 - Players line up at the net and shake hands with opposing team at the conclusion of the game

Special Olympics – Volleyball Skills Assessment for Individuals

Name _____ Role (check one) ___ Athlete ___ Unified Sports partner
Jersey Number _____ Coach's Name _____
Team Name _____ Evaluator's Name _____
Delegation Name (local program) _____ Date of Evaluation _____

Special Olympics – Volleyball Assessment for Individuals

A. Serving (One choice – place the number of the athlete's most representative skill level in the box below.)

- Difficulty tossing/contacting ball (1)
- Sometimes serves underhand legally over the net (2)
- Legally serves underhand consistently and effectively (3)
- Legally serves both underhand and overhand over the net (4)
- Consistently serves overhand over the net (5)
- Often serves overhand over the net, such that the opposing team cannot return (8)

SCORE _____

B. Passing (One choice – place the number of the athlete's most representative skill level in the box below.)

- Has difficulty completing a forearm pass to a teammate (1)
- Sometimes completes a pass to a teammate (2)
- Only completes passes that come directly to him/her (3)
- Usually completes passes received in general area of his/her position (4)
- Chooses best type of pass (overhead/set/forearm) for the situation (5)
- Completes the pass accurately to the setter to run an offense (6)
- Controls the offense with ability to complete an advanced pass, overhead set and forearm pass (8)

SCORE _____

C. Blocking (One choice – place the number of the athlete's most representative skill level in the box below.)

- Does not block at all (1)
- Makes little to no effort to block and often is out of position for the block (2)
- Blocks only when the ball is hit directly in front of him/her (3)
- Goes after attacks that are 1-2 steps away (4)
- Aggressively attempts blocks 3-4 steps away, makes many successful blocks (6)
- Exceptional ability to stop opponents attacks all along the net with good body control (8)

SCORE _____

D. Attacking/Hitting (One choice – place the number of the athlete's most representative skill level in the box below.)

- Does not demonstrate knowledge of basic mechanics of front row play (1)
- Periodically makes an uncontested attack over the net (2)
- Hits the ball over the net when it comes directly to him/her (3)
- Hits the ball over the net when it is set to him/her, occasionally moving to a set 1-2 steps away (4)
- Consistently hits the ball over the net into the opposing court (5)
- Consistently hits the ball over the net that the opposing team cannot return (6)
- Demonstrates the ability to jump and attack the ball downward (spike) (8)

SCORE _____

E. Communication (One choice – place the number of the athlete's most representative skill level in the box below.)

- Does not communicate with teammates or coaches; does not make any motion toward the ball (1)
- Does not communicate with teammates or coaches; often runs into other players & takes balls called by teammates (2)
- Responds to communications from teammates and coaches by changing the way h/she plays on the court (4)
- Calls for and aggressively pursues balls near his/her position and backs away from teammates who call for a ball (5)
- Encourages teammates to communicate; helps guide teammates on the court (6)
- Strongly communicates with teammates and coaches during play (8)

SCORE _____

F. Game Awareness (One choice – place the number of the athlete’s most representative skill level in the box below.)

- Sometimes confused on offense and defense; does not transition; stays in one place (1)
- Can play a fixed position as instructed by coach; may go after an occasional loose ball (2)
- Limited understanding of the game; performs basic skills and will run occasional plays if coach prompts (4)
- Moderate understanding of the game; some offensive plays and solid defensive skills (6)
- Advanced understanding of the game and mastery of volleyball fundamentals (8)

SCORE _____

G. Movement (One choice – place the number of the athlete’s most representative skill level in the box below.)

- Maintains a stationary position; does not move to or away from the ball as necessary (1)
- Moves only 1-2 steps toward the ball (2)
- Moves toward the ball, but reaction time is slow and has intermittent transition from offense to defense (4)
- Movement permits adequate court coverage (5)
- Good court coverage, reasonably aggressive; good transition from offense to defense (6)
- Exceptional court coverage, aggressive anticipation; great transition from offense to defense (8)

SCORE _____



SECTION 9

GENERAL

FORMS



SPECIAL OLYMPICS
FIRST REPORT OF ACCIDENT/INCIDENT



U.S. Program/Area: [] Date of Incident: []

Injured Person/Party Information Date of Birth: []/ []/ [] Age: []

Name: [] (Last) [] (First) [] (MI)

Address: [] (Street) [] (City) [] (State) [] (Zip)

Home Phone: ([]) [] - [] Work Phone: ([]) [] - []

Gender: [] Male [] Female Social Security Number: [] - [] - []

TYPE OF INJURY/ACCIDENT:

- [] Bodily Injury
[] Property Damage
[] Automobile
[] Other: []

INJURED PARTY:

- [] Athlete [] Spectator
[] Volunteer [] Unified Partner
[] Coach [] Property Owner
[] Employee
[] Other: []

Description of Accident (If automobile accident occurred, please attach a copy of the police report). Describe how the accident occurred (attach a separate sheet if necessary):

Site/event where accident occurred:

ACCIDENT OCCURRED DURING:

- [] Training/Practice
[] Competition
[] Traveling to or from SO event
[] Other: []

TYPE OF INJURY:

- [] Severe cut w/ bleeding
[] Less serious bruise or cut
[] Break/fracture
[] Concussion
[] Paralysis
[] Fatality
[] Other: []

DISPOSITION:

- [] Released to parent
[] Refusal of care
[] Refer to doctor
[] Refer to hospital or clinic
[] Medical attention
[] EMS transport
[] Patient requested EMS transport
[] Released to personal vehicle
[] Police
[] Ambulance
[] Report only
[] Other: []

BODY PART INJURED:

- [] Head
[] Neck
[] Torso
[] Back
[] Hand (L / R)
[] Finger (L / R)
[] Elbow (L / R)
[] Shoulder (L / R)
[] Leg (L / R)
[] Knee (L / R)
[] Thigh (L / R)
[] Shin (L / R)
[] Toe (L / R)
[] Other: []

SPORT:

- [] Alpine Skiing
[] Aquatics
[] Athletics
[] Badminton
[] Baseball
[] Basketball
[] Bocce
[] Bowling
[] Cheerleading
[] Cross Country Ski
[] Cycling
[] Equestrian
[] Figure Skating
[] Floor Hockey
[] Golf
[] Gymnastics
[] Kickball

SPORT cont.

- [] Power Lifting
[] Relay Game
[] Roller Skating
[] Sailing
[] Snowboarding
[] Snowshoe
[] Soccer
[] Softball
[] Speed Skating
[] Swimming
[] Table Tennis
[] Team Handball
[] Tennis
[] Track & Field
[] Volleyball
[] Other: []

Contact/Care Provider Information If an athlete or underage volunteer was injured, please identify care provider and/or responsible party (e.g. parent, legal guardian).

Relationship to the injured person: []

Name: []

Address: []

Home Phone: ([]) [] - []

Employer Name: []

Employer Address: []

Work Phone: ([]) [] - []

Does the injured person have medical insurance? [] Yes [] No

If yes, insurance is provided by: [] Injured Person [] Care Provider/Responsible Party

Please provide name of Company and Policy Number: []

Witness Information (Please provide names and phone numbers of any witnesses to the incident)

Witness #1 Name: []

Daytime Phone: ([]) [] - []

Witness #2 Name: []

Daytime Phone: ([]) [] - []

Special Olympics Official / Representative (other than claimant)

Name: []

Daytime Phone: ([]) [] - []

Signature: []

SUBMIT ACCIDENT MEDICAL CLAIMS TO:

HEALTH SPECIAL RISK, INC. (HSR)
HSR Plaza II, 4100 Medical Parkway, Carrollton, TX 75007
Toll Free: 800.328.1114 | Fax: 972.512.5820
Email: claims@hsri.com

SUBMIT LIABILITY CLAIMS TO:

AMERICAN SPECIALTY INSURANCE
7609 W. Jefferson Blvd., Suite 150, Fort Wayne, IN 46804
Toll Free: 800.566.7941 | Fax: 260.969.4729
Email: claims@americanspecialty.com

IF INJURY WAS SERIOUS OR FATAL, IMMEDIATELY NOTIFY

AMERICAN SPECIALTY at 800.566.7941.
We provide 24/7 Emergency Claims Phone Coverage.

ATHLETE CODE OF CONDUCT **(Coaches keep for their record)**



Special Olympics Iowa is committed to the highest standards of sportsmanship, training, rules of competition, and character. I understand I am a representative of Special Olympics, both on and off the field, and my actions should uphold these standards. As an athlete participating in Special Olympics or as a Unified partner, I agree to abide by the Special Olympics Athlete Code of Conduct as stated below:

I Pledge that:

Sportsmanship

- ✓ I will practice good sportsmanship
- ✓ I will act in ways that will bring respect to me, my coaches, my team, and to Special Olympics
- ✓ I will not swear and/or use bad language
- ✓ I will not insult others by my actions, verbal or non-verbal
- ✓ I will not fight with others (athletes, coaches, volunteers, or staff of Special Olympics Iowa)

Training & Competition

- ✓ I will train regularly and follow guidelines set-forth on current training requirements
- ✓ I will learn and follow rules of sports I participate in
- ✓ I will listen to my coaches and officials
- ✓ I will consistently do my best in training, attendance and in competitions
- ✓ I will consistently compete at the best of my ability during training and competitions

Character

- ✓ I will not make any negative statements about athletes, coaches, volunteers or Special Olympics, which includes social media such as Facebook, Twitter, texting, etc.
- ✓ I will not smoke in non-smoking areas
- ✓ I will not use illegal drugs
- ✓ I will not drink alcohol when involved in Special Olympics activities
- ✓ I will obey all laws and Special Olympics rules

By signing below, I understand that if I do not obey this Special Olympics 'Code of Conduct', I will be subject to a range of consequences by my Delegation or Special Olympics Iowa, up to and including not being allowed to participate in any sports or activities.

Athlete

Date

Parent/Guardian or Witness

Relationship to Athlete

DISCIPLINARY STEPS FOR VIOLATING ATHLETE CODE OF CONDUCT

The following progressive disciplinary steps may be taken with the delegation beginning at whichever step is deemed appropriate under the circumstances by a sanctioned representative. The representative must notify the State Office of any action that is taken.

Step 1 Verbal warning to the athlete and to the parent/guardian or caseworker with a written copy of the Incident Form to the State Office.

Step 2 A written Incident Report must be completed giving warning to the athlete with a copy to the State Office and parent/guardian or caseworker.

Step 3 A personal meeting to review the unacceptable behavior of the athlete and to agree on a plan for behavior improvement shall be conducted by the local coach with the athlete, the athlete's parent(s)/guardian(s) and/or the athlete's case worker. If the athlete is over 18 and his/her own guardian, then the athlete may choose to have another adult present for the meeting. If necessary, SOIA staff may attend the meeting.

The meeting shall be documented in writing. Meeting notes will be distributed to the athlete, the athlete's parent(s)/guardian(s) and/or caseworker, and the State Office.

Step 4 Suspension from practices or competition for a specific time period (such as during the specific Sport season).

The State Office must be contacted before an athlete is suspended. The action will be documented in writing and presented to the athlete, parent/guardian or caseworker, and a copy sent to the State Office.

Any further action must be approved by the State Office

Further action could be, but is not limited to:

- Suspension for a longer period
- Permanent expulsion

Athlete Appeal Process

The athlete has the right to appeal any disciplinary action to the State Office. The athlete or the athlete's representative must submit a written notice of appeal to the President/CEO of SOIA. This notice must include a request for a meeting within 30 days of being notified of the disciplinary action.

The appeal will be heard by a designated advisory committee. A decision must be rendered in writing within 21 days following the meeting and may reverse, amend or affirm the disciplinary action. The decision shall be submitted to the athlete and to their local delegation and should include, if applicable, a plan of action for the athlete to correct the unacceptable behavior that led to the disciplinary action.

ATHLETE CODE OF CONDUCT
INCIDENT REPORT



Incident Date: _____ Report Date: _____

Athlete Name: _____

Address: _____ Phone: _____

Place where incident occurred: _____

Time of incident: _____

Witnesses to the Incident? Yes No

If yes, who were they? Name: _____

Phone Number: _____

Witness Comments:

List others involved: _____

If athletes were involved were parent/guardians notified? Yes No

Was the Delegation Manager notified? Yes No

When were they notified? _____ How? _____

Is the athlete his or her own legal guardian? Yes No

Description of the incident:

Describe any physical injuries:

Was medical treatment necessary? Yes No

Describe treatment in detail:

Name of Person making report: _____ Position: _____

Action taken:

Follow up:

ATHLETE SPECIAL PRIVILEGE FORM

Submit with entry/registration form



The Delegation Manager or Head coach may request a sport rule exception for an athlete. The Athlete Special Privilege Form is to be submitted to the along with your entry/registration. The Event Director or State Staff will let you know if the exception is approved. If your request is not allowed, you will have the option of entering that athlete in a different event, for example: shorter running event, swimming freestyle in place of breaststroke, developmental event, etc.

Date: _____

Athlete Name: _____ Athlete Age: _____

Delegation: _____ Coach Name: _____

Sport: _____ Event: _____

Cell Phone: _____ Email: _____

Athlete Disability: _____

Rule Change Requested: _____

Rationale for Requesting an Exception to the Rule:

Decision of Committee:

Please note that the Athlete Special Privilege Form needs to be approved before the athlete may compete with the special privilege requested.

Submit with your registration form

COACH CODE OF CONDUCT **(Retain for your own record)**



By checking the box on the Class A Volunteer Application, volunteer acknowledges that they have read and agree to obey this Code of Conduct.

Special Olympics Iowa adheres to the highest ideals of sport in the tradition of the Olympic movement. The Special Olympics Oath, "Let me win, but if I cannot win, let me be brave in the attempt," represents the ideal of competition that every Special Olympics athlete tries to achieve.

I understand that my participation in Special Olympics as a coach is a call to excellence for me to teach in ways that bring honor to the athletes and to Special Olympics. I pledge to uphold the spirit of this Code of Conduct, which is only a general guide for my conduct and does not describe all types of good behavior and bad behavior. If I do not obey this Code of Conduct, my Delegation or a Games Organizing Committee may suspend me from Special Olympics, either temporarily or permanently. If I am suspended from Special Olympics, I can appeal the decision in accordance with the attached Special Olympics Appeal Process.

I Pledge that:

Sportsmanship

- I will practice and instruct the athletes to have good sportsmanship and act in ways that will bring respect to the athletes, my team, Special Olympics and me
- I will not use abusive language or behavior towards other persons. I will be a good role model and have a positive attitude

Training and Competition

- I will conduct regular training sessions and meet training criteria set by Special Olympics Iowa. I will instruct the athletes to always try their best during training/practice and competitions
- I will instruct the athletes to follow the rules of the sport, and I will encourage and support them, whatever their abilities
- I will not allow the athletes to hold back in divisioning preliminaries in order to get into an easier heat in the finals

Personal Responsibility

- I will not make inappropriate or unwanted physical, verbal, or sexual advances on others
- I will not drink alcohol or use illegal drugs at Special Olympics events
- I will not smoke in non-smoking areas
- I will obey all laws and Special Olympics rules
- I will always hold the athletes' well-being and safety as my utmost responsibility

If I violate this Code of Conduct and disagree with my disciplinary action, I agree to follow the Special Olympics Appeal Process and I will accept their decision as final.

DISCIPLINARY STEPS FOR VIOLATING COACH CODE OF CONDUCT

The following progressive disciplinary steps may be taken with the delegation beginning at whichever step is deemed appropriate under the circumstances by the staff of Special Olympics Iowa.

- Step 1** Verbal warning to the coach with a written copy of the Incident Form to the State Office.
- Step 2** A written Incident Report must be completed giving warning to the coach with a copy to the State Office.
- Step 3** The State Office will conduct a personal meeting with the coach to review unacceptable behavior and to agree on a plan for improvement.
- The meeting will be documented in writing and copies distributed to the coach and State Office.
- Step 4** Suspension from coaching for a specific time period.
- The State Office will discuss the circumstances and must approve/disapprove the action. The action will be documented in writing and presented to the coach and a copy will be sent to the local program.
- Any further action must be approved by the State Office.
- Further Action could be, but is not limited to:
- Suspension for a longer period
 - Permanent expulsion

Coach Appeal Process

The coach has the right to appeal any disciplinary action to the State Office. The coach must submit a written notice of appeal to the President/CEO of SOIA. This notice must include a request for a meeting within 30 days of being notified of the disciplinary action.

The appeal will be heard by a designated advisory committee. A decision must be rendered in writing within 21 days following the meeting and may reverse, amend or affirm the disciplinary action. The decision shall be submitted to the coach and to their delegation and should include, if applicable, a plan of action for the coach to correct the unacceptable behavior that led to the disciplinary action.

COACH CODE OF CONDUCT INCIDENT REPORT

Incident Date: _____ Report Date: _____

Coach Name: _____

Address: _____ Phone: _____

Place where incident occurred: _____

Time of incident: _____

Witnesses to the Incident? Yes No

If yes, who were they? Name: _____

Phone Number: _____

Witness Comments:

List others involved: _____

If athletes were involved were parent/guardians notified? Yes No

Was the Delegation Manager notified? Yes No

When were they notified? _____ How? _____

Description of the incident:

Describe any physical injuries:

Was medical treatment necessary? Yes No

Describe treatment in detail:

Name of Person making report: _____ Position: _____

Action taken:

Follow up:

DELEGATION MANAGER FORM



Each delegation of Special Olympics Iowa will designate a Delegation Manager. The primary role of the Delegation Manager is to serve as a liaison between the delegation and the State Office. Responsibilities of the Delegation Manager include providing ongoing communication with the State Office, delegation volunteers including coaches, chaperones, athletes and athlete families and/or staff, submitting registration forms including entry forms and distributing Class A credentials to delegation members.

Delegation Name – City/Delegation Name or Last Name (Example: Grimes Dream Rollers)

Delegation Name _____

Delegation Manager Name (please only list one name) _____

E-mail address _____ Telephone _____ Home ___ Cell ___

Address _____ City _____ Zip _____ Home ___ Facility ___ School ___

List the age range of athletes who are eligible to train and compete with your delegation _____

Are you accepting new athletes into your delegation at this time? _____ Yes _____ No

Check the sports and/or Special Programs your delegation currently offers training and competition opportunities.

Alpine Skiing
 Basketball Skills
 MATP
 Cycling
 Flag Football
 Powerlifting
 Soccer
 Swimming
 Volleyball

Track & Field
 Bocce
 Cheerleading
 Equestrian
 Golf
 Softball
 Tennis
 Young Athlete Play Day
 Pickleball

Basketball
 Bowling
 Cross Country Skiing
 Gymnastics
 Snowshoeing
 Unified Sports

Please complete and submit the completed Delegation Manager Form to registrations@soiowa.org or the State Office.

EVENT REVENUE SHARING GUIDELINES



REQUIREMENTS:

- Teams can apply for up to 50% of their team's revenue for profit sharing; if all requirements are met
- Area/Delegation must participate in the event.
- **Polar Plunge Participation:** Areas/Delegations must have Special Olympic athletes in attendance at the Plunge. Athletes serve as greeters, speakers and/or plungers. If an athlete would like to receive a Polar Plunge T-Shirt, they must register and raise registration fee.
- A minimum of \$500 must be raised for any team to be considered for, or participate in, the program.
- Team must have a centralized account set up prior to submitting Revenue Share Application
- The University of Iowa and Iowa State Greek Plunges are not eligible for the Revenue Sharing program.
- The Revenue Sharing application must be submitted to the state office no later than 30 days following the event. A committee at the state office will review all applications and funds should be deposited into the area/delegation centralized account within 90 days of the of the application submission date.

SPONSORSHIP OPPORTUNITIES:

- If an area/delegation secures **sponsorships**, 50% of the funds go directly into the area/delegation centralized account and 50% goes to the state office. If the sponsorship is renewed in subsequent years, the 50/50 allocation will remain in effect.
- Prior solicitation approval must be obtained from SOIA office; please contact the state office with any questions or to gain approvals.
 - Sponsors must be new to the event/SOIA. If soliciting a sponsor teams will work with the SOIA staff person assigned to that plunge to discuss benefits/sponsorship

EVENT REVENUE SHARING APPLICATION



(The electronic version of this form can be found on the participation forms list on the SOIA web page)

Coach Name: _____ Phone (_____) _____

Coach E-mail: _____

Area/Delegation Name: _____

Address: _____ City: _____ Zip: _____

Special Olympics Plunge Location: _____ Team Name: _____

A. Total amount of requested funds: _____ Date received: _____ Received by: _____

Date Requested: _____ Date needed: _____

B. Describe the need that the Revenue Sharing dollars would meet _____

C. Please provide a **detailed** budget of the expenses related to this request. List quantities and cost/item (add attachments if necessary).

E. Total number of Special Olympics athletes impacted by Revenue Sharing Dollars: _____

F. What are your plans for recruiting additional teams/sponsors for the next two years?

G. If not awarded the full scholarship amount, will your area/delegation proceed by funding the difference?

Yes/No

H. Does your area/delegation have an existing centralized account? Yes/No

I. Comments/Additional Information _____

When this form is completed, please forward it to Maddie Cory at mcory@soiowa.org

SOIA Staff Comments:

Amount awarded: _____

SOIA Approval Signature: _____

Date: _____

Forms must be completed and received by SOIA personnel within 30 days of the event in order to be eligible to participate in this program; funds should be deposited into the area/delegation centralized account within 90 days of the date of application submission.

PROTEST FORM



In the case of a disqualification of an athlete, or in regards to any other matters during the conduct of the competition, the certified delegation manager or certified head coach may submit the following protest form within 30 minutes of the completion of the athlete's competition (For example – race, jump, throw, game, match). The protest must address the "facts" or the "interpretation" of the applicable rules. The official shall review the protest with the appropriate officials and render a decision.

Protest Form

Must be submitted to the director of the sport no later than 30 minutes after the conclusion of the event being protested.

Date _____ Time Submitted _____ Sport _____

Event _____ Age Group _____ Division/Heat _____

Athlete Name _____

Delegation _____

Reason for Protest _____

Signature of Delegation Manager or Head Coach _____

Decision by Sports/Venue Director: Protest Approved _____ Protest Denied _____

Signed _____ Time _____

SCHOLARSHIP APPLICATION FORM



Applicant Name: _____ Date of Application: _____

Delegation Name: _____

Phone: (_____) _____

Address: _____

City: _____ Zip: _____

E-mail: _____

Please check your role: ___ Delegation Manager ___ Other _____

Special Olympics Area (i.e. Northeast, West Central, etc.): _____

Have you previously applied for and been awarded money from the scholarship fund? ___yes ___no
If yes, please list when, the amount received, and activity/project for which you were awarded funding.

Describe the activity or project for which you are now asking for support:

What amount of support are you requesting from the scholarship fund? \$ _____

What amount of support are you providing through other sources? \$ _____

What is the total cost of the activity/project for which you are applying for support? \$ _____

Activity/Project Budget: (please include quantities needed and cost per item on item line)

Item: _____ Cost: _____

Item: _____ Cost: _____

Item: _____ Cost: _____

Item: _____ Cost: _____

Item: _____ Cost: _____

Item: _____ Cost: _____

How many athletes and Unified partners will benefit from this activity/project? _____

How many of these athletes or Unified partners are new to this activity/project? _____

Please list any fundraising activities you've already undertaken or plan to pursue to support this activity/project. Include also any business names, amounts requested and/or received, and any other plans for future support.

Is there a Polar Plunge currently held in your area? ___yes ___no
If so, did your program participate in the most recently held plunge? ___yes ___no
Does your program plan on participating in the next plunge in your area? ___yes ___no

Please provide any additional comments/feedback you think would be helpful for us to know in considering your request for assistance from the scholarship fund:

For office use only:

Participating in Polar Plunge (if one is held in their area) _____yes _____no

Area or Regional Director Feedback:

Amount Requested \$ _____ Amount Approved \$ _____
Reason for denial or partial funding of request:

Please submit your completed application to:
Scholarship Fund
Special Olympics Iowa
551 SE Dovetail Rd, PO Box 620
Grimes, IA 50111-0620

GLOSSARY

Chaperone/Athlete Ratio – 1:4 (One chaperone for every four athletes), 1:1 ratio, contact the State Office for requests

Delegation – An Accredited Program licensed and authorized by SOI as provided in these General Rules to operate Special Olympics programs within the boundaries of a particular state or city

EKS – Eunice Kennedy Shriver

GMS – Games Management System – database used for athlete & volunteer profiles and competition

GOC – Games Organizing Committee

SOI – Special Olympics International

SOIA – Special Olympics Iowa

SOIA Sports Rules – Means the separate document entitled “Official Special Olympics Sports Rules”, which is issued periodically by SOI for the use of all Accredited Programs and GOC’s in conducting training and competition in each Official Sport, as amended and updated from time to time by SOI

SONA – Special Olympics North America

Special Olympics website – www.specialolympics.org

Special Olympics Iowa website – www.soiowa.org

Torch Run (LETR) – Means, individually and collectively: (1) the Law Enforcement Torch Run® for Special Olympics, which consists of the relay run during which the Special Olympics Torch is carried from a pre-determined location (and from Athens, Greece in the case of any World Games) to the site of the opening ceremonies of any Games held by an Accredited Program, or, where applicable, to the site of the opening ceremonies of any Regional Games or World Games; and (2) fund-raising and public awareness activities in support of the Law Enforcement Torch Run for Special Olympics

UCS – Unified Champion Schools